




2026

ACCESSORIES AND CONSUMABLES CATALOG



SERIAL NUMBER REFERENCE

The letters of the serial numbers are very significant. Please supply the letters along with the numbers.

Yr/Month	Serial #	Style #	Yr/Month	Serial #	Style #
1968/Jan.	T-436102	T1	1997/July	KH438994	KH26
1968/July	T-452888	T6	1998/July	KJ000100	KJ01
1969/Jan.	U-472600	U1	1998/July	KJ165696	KH26
1969/July	U-493984	U6	1999/Jan.	KK000100	KK01
1970/Jan.	W-517910	W1	1999/July	KK173909	KK26
1970/July	70-539663	70-6	2000/Jan.	LA000200	LA01
1971/Jan.	71-559155	71-1	2000/July	LA210095	LA27
1971/July	71-581468	71-6	2001/Jan.	LB000200	LB01
1972/Jan.	72-604096	72-1	2001/July	LB195125	LB26
1972/July	72-626994	72-6	2002/Jan.	LC000201	LC01
1973/Jan.	HD655498	HD1	2002/July	LC230270	LC26
1973/July	HD689465	HD6	2003/Jan.	LC361720	LD01
1974/Jan.	HE730188	HE1	2003/July	LC528002	LD26
1974/July	HE778187	HE6	2004/Jan.	LE020006	LE02
1975/Jan.	HF821067	HF1	2004/July	LE260001	LE26
1975/July	HF860240	HF6	2005/Jan.	LF010001	LF01
1976/Jan.	HG000500	HG1	2005/July	LF260001	LF26
1976/July	HG044257	HG6	2006/Jan.	LG010001	LG01
1977/Jan.	HH000500	HH1	2006/July	LG260001	LG26
1977/July	HH050101	HH6	2007/Jan.	LH010001	LH01
1978/Jan.	HJ106001	HJ1	2007/July	LH260001	LH26
1978/July	HJ169391	HJ6	2008/Jan.	LJ010001	LJ01
1979/Jan.	HK220001	HK1	2008/July	LJ260001	LJ26
1979/July	HK286000	HK27	2009/Jan.	LK010001	LK01
1980/Jan.	JA356001	JA1	2009/July	LK260001	LK26
1980/July	JA410000	JA28	2010/Jan.	MA010001	MA01
1981/Jan.	JB465001	JB1	2010/July	MA260001	MA26
1981/July	JB522459	JB26	2011/Jan.	MB010001	MB01
1982/Jan.	JC585001	JC1	2011/July	MB260001	MB26
1982/July	JC626075	JC26	2012/Jan.	MC010001	MC01
1983/Jan.	JD660001	JD1	2012/July	MC027001	MC27
1983/July	JD688500	JD26	2013/Jan.	MD010001	MD01
1984/Jan.	JE732465	JE1	2013/July	MD270001	MD27
1984/July	JE783729	JE27	2014/Jan.	ME010001	ME01
1985/Jan.	JF835606	JF1	2014/July	ME270001	ME27
1985/July	JF905000	JF26	2015/Jan.	MF010001	MF01
1986/Jan.	JG000500	JG1	2015/July	MF270001	MF27
1986/July	JG071437	JG26	2016/Jan.	MG010001	MG01
1987/Jan.	JH146311	JH16	2016/July	MG280001	MG28
1987/July	JH229162	JH41	2017/Jan.	MH010001	MH01
1988/Jan.	JJ319663	JJ15	2017/July	MH270001	MH27
1988/July	JJ413787	JJ41	2018/Jan.	MJ010001	MJ01
1989/Jan.	JK529151	JK15	2018/July	MJ270001	MJ27
1989/July	JK636569	JK41	2019/Jan.	MK010001	MK01
1990/Jan.	KA737051	KA15	2019/July	MK270001	MK01
1990/July	KA824820	KA41	2020/Jan.	NA010001	NA01
1991/Jan.	KB000500	KB15	2020/July	NA270001	NA27
1991/July	KB089898	KB41	2021/Jan.	NB010001	NB01
1992/Jan.	KC170500	KC15	2021/July	NB260001	NB26
1992/July	KC262180	KC41	2022/Jan.	NC010001	NC01
1993/Jan.	KD341750	KD15	2022/July	NC260001	NC26
1993/July	KD449472	KD41	2023/Jan.	ND010001	ND01
1994/Jan.	KE550001	KE01	2023/July	ND260001	ND26
1994/July	KE668695	KE26	2024/Jan.	NE010001	NE01
1995/Jan.	KF780420	KF01	2024/July	NE260001	NE26
1995/July	KF923923	KF26	2025/Jan.	NF010001	NF01
1996/Jan.	KG041900	KG01	2025/July	NF260001	NF26
1996/July	KG173969	KG26	2026/Jan.	NG010001	NG01
1997/Jan.	KH300251	KH01	2026/July	NG260001	NG26

Some serial numbers starting in 2003 have a letter at the end of the serial number designating which equipment category the machine belongs to.

Serial number example:

LG360937P

LG = 2006

36 = Week 36










0937 = Item 937

P = Equipment category



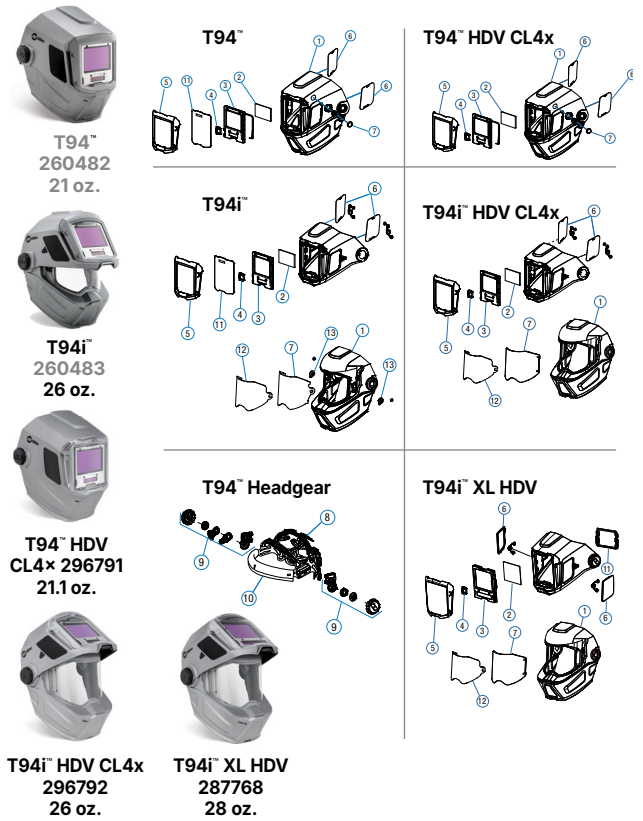


Contents

4		Welding Protection Head and Face 4 Respiratory 10 Heat Stress 13
16		Drive Rolls Miller Drive Rolls, Guides and Kits 16
20		Engine Drives Engine Drive Tune-Up Components 20
26		MIG Guns Miller MIG Gun/Machine Reference 26 MDX™-Series MIG Gun Parts/Consumables 27 M-Series MIG Gun Parts/Consumables 28 Roughneck® MIG Gun Parts/Consumables 33 Ironmate™ Flux Cored Gun Parts/Consumables 35
37		Spool Guns Miller Spool Gun Parts/Consumables 37
48		Plasma Cutting Plasma Torches/Machine Reference 48 XT Torch Parts/Consumables 49 ICE Torch Parts/Consumables 52
60		TIG Torches TIG Connectors 60 Weldcraft® TIG Torch Parts/Consumables 61 Weldcraft® TIG Torch Accessories 86
88		Handheld Laser OptX™ Wire Feeder Accessories 88 OptX™ Nozzles 88 OptX™ Torch Accessories 89 OptX™ Service Parts 89
90		Submerged Arc Torch Parts/Consumables 90
92		Smith™ Gas Equipment Hoses and Hose Fittings 92 Pressure and Flow Gauges 93 Repair Parts 94 Accessories 95
96		Spot Welders Tongs and Tips 96
98		Accessories & Service Parts Weld Testing/Paint/Scrubs®/Pliers 98 Connectors/Plugs/Receptacles 99 Cable Connectors 101 Electrode Holders/Work Clamps 102 Labels 103

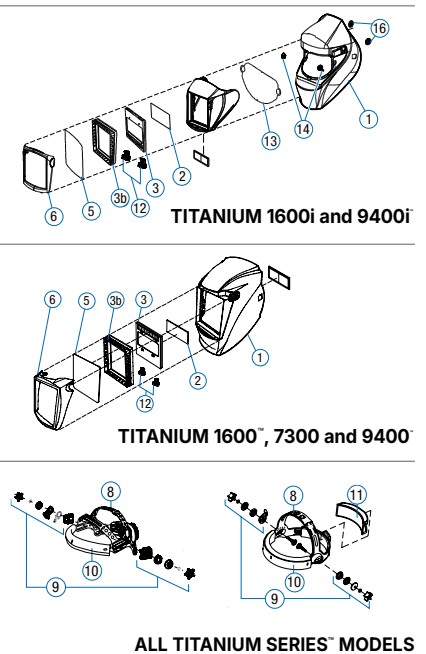
T94™ Series 4 Sensors

Item #	Description	T94™	T94i™	T94™ HDV CL4x	T94i™ HDV CL4x	T94i™ XL HDV
1	Helmet Shell (QR)	258864	258854	288761	288762	287771
2	Lens Cover, Inside 4-3/16 in x 2-1/2 in (5 Per Pkg)	216327	216327	216327	216327	—
	Lens Cover, Inside 4-3/4 in x 3-1/8 in (5 Per Pkg)	—	—	—	—	287777
3	Lens Assembly, ADF T94 HDV CL4x	—	—	296787	—	—
	Lens Assembly, ADF T94i™ HDV CL4x	—	—	—	296879	—
	Lens Assembly, ADF T94i™ XL HDV CL2	—	—	—	—	287778
	Lens Assembly, with cable	260557	—	—	—	—
	Lens Assembly, without cable	—	259572	—	—	—
4	Tray, Battery	259574	259574	259574	259574	259574
	Battery, Lithium (CR2450)	217043	217043	217043	217043	217043
5	Lens Cover Assembly, Front HDV (5 Per Pkg)	—	—	287016	287016	287016
	Lens Holder, Front	265309	265309	—	—	—
6	Side Windows	288042	288042	288042	288042	288042
	Covers, Side Window	260197	260197	260197	260197	260197
	Button, Grind Mode	256179	—	256179	—	—
	HDV Grinding Shield, T94i™/T94i™ XL	—	—	—	288765	288765
	Lens Tear-Off, Grind Shield	—	—	—	258853	258853
	Spring, Torsional	—	—	—	284548	284548
	Lens, Grinding Shield (Clear)	—	258979	—	—	—
8	Headgear, Gray	260486	260486	260486	260486	260486
9	Kit, Headgear Adjust Angle	265891	265891	265891	265891	265891
10	Headband, Fabric	770249	770249	770249	770249	770249
11	Adapter, Magnification Lens	—	—	—	—	290209
	Lens Cover, Front	265304	265304	—	—	—
12	Shield, Grinding Tear Away	—	258853	—	258853	258853
13	Clip, Retaining Grinding Shield	—	245819	—	—	—



Titanium Series™ 4 Sensors

Item #	Description	TITANIUM 1600™	TITANIUM 1600i™	TITANIUM 7300™		TITANIUM 9400™		TITANIUM 9400i™	
				Analog	Digital	Analog	Digital	Analog	Digital
1	Helmet Shell, Titanium (QR)	243530	245820	243530	258601	243530	258601	245820	245820
2	Inside Lens Cover (5 1/4 x 4 1/2 in) (5-Pkg)	235628	235628	—	—	—	—	—	—
	Inside Lens Cover (4 1/4 x 2 in) (5-Pkg)	—	—	770237	770237	—	—	—	—
	Inside Lens Cover (4 1/4 x 2 1/2 in) (5-Pkg)	—	—	—	—	216327	216327	216327	216327
3	Auto-Darkening Lens Assembly	—	—	245816	256358	256360	256359	245817	256360
3b	Gasket, Lens Assembly (QR)	245813	245813	245814	241977	241977	241977	241977	241977
5	Front Lens Cover (4 11/16 x 5 5/8 in) (5-Pkg)	216326	216326	216326	216326	216326	216326	216326	216326
6	Front Lens Holder, Titanium	243396	245815	243396	243396	243396	243396	245815	245815
8	Ratchet Headgear Assembly (Includes #9 & #10)	770246	770246	770246	256174	770246	256174	770246	256174
9	Adjustment Angle/Stop Hardware Kit	770248	770248	770248	256178	770248	256178	770248	256178
10	Fabric Headband	770249	770249	770249	770249	770249	770249	770249	770249
	Replacement O-Rings For Kits 258178 & 770248 (5 Per Pkg)	079975	079975	079975	079975	079975	079975	079975	079975
11	Comfort Cushion	216336	216336	216336	—	216336	—	216336	—
12	Battery Tray, Kit (Left/Right)	—	—	232027	216339	216339	216339	216339	216339
	Battery, Lithium CR2450 (Not Shown)	—	—	217043	217043 (2)	217043 (2)	217043 (2)	217043 (2)	217043 (2)
13	Lens, Grinding Shield (Clear)	—	245818	—	—	—	—	245818	245818
14	Clips, Retaining Grinding Shield	—	245819	—	—	—	—	245819	245819
15	Button, Replacement External Grind	—	—	—	256179	—	256179	—	—
16	Clips, Visor Hinge (I-Series Shell)	—	255070	—	—	—	—	255070	255070
17	Lens Tear-Off, Grind Shield (Clear) (Not Shown)	—	254278	—	—	—	—	254278	254278
18	Kit, Weld Shield Hinge	—	269929	—	—	—	—	269929	269929





Digital Infinity™ Series 4 Sensors

Item #	Part #	Description	Quantity
1	271340	Helmet Shell, Black Ops	1
1	271335	Helmet Shell, Black	1
1	271336	Helmet Shell, Stars & Stripes	1
1	271339	Helmet Shell, Departed	1
1	280942	Helmet Shell, Relic	1
1	286970	Helmet Shell, Imperial	1
1	292934	Helmet Shell, '22 Custom Kindig-it	1
1	278005	Helmet Shell, Honor	1
1	296776	Helmet Shell, Outdoorsman	1
2	271319	Lens Cover, Inside 4-3/4 in x 3-1/4 in	1
3	280077	ClearLight™ Lens Assembly, Auto-Darkening	1
3	289713	ClearLight™ 2.0 Lens Assembly, Auto-Darkening	1
3	296775	ClearLight™ 4x Lens Assembly, Auto-Darkening	1
4	271320	Lens Cover, Front 6 in x 5-5/8 in	1
5	271322	Front Lens Holder, Black	1
5	271323	Front Lens Holder, Silver	1
5	271324	Front Lens Holder, Camo	1
5	292028	Front Lens Holder, Tan	1
5	287280	Front Lens Holder, Maroon	1
5	280939	Front Lens Holder, White	1
6	290460	Headgear, Legacy (Includes)	1
7	256178	Kit, Adjustment Angle/Stop Hardware	1
8	297112	Sweatband	1
9	271327	Tray, Battery (Left/Right) (Infinity)	2
	217043	Battery, Lithium (CR2450)	1
10	770250	Bag, Helmet (Miller Logo)	1
11	271328	Adapter, Magnification Lens (XI)	1
12	212235	Lens, 0.75 Magnification	1
12	212236	Lens, 1.00 Magnification	1
12	212237	Lens, 1.25 Magnification	1
12	212238	Lens, 1.50 Magnification	1
12	212239	Lens, 1.75 Magnification	1
12	212240	Lens, 2.00 Magnification	1
12	212241	Lens, 2.25 Magnification	1
12	212242	Lens, 2.50 Magnification	1
	222003	Adapter, Hard Hat	1
	259637	Adapter, Hard Hat, Slotted QR	1



Black
296786
21.4 oz.



Stars & Stripes™
296780
21.4 oz.



Imperial™
296784
21.4 oz.



Black Ops™
296779
21.4 oz.



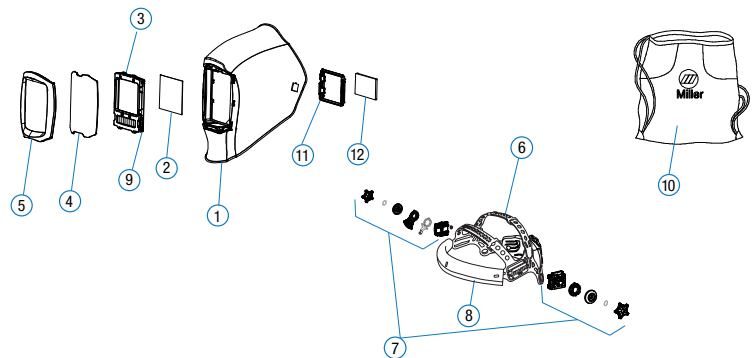
Relic™
296782
21.4 oz.



Outdoorsman™
296783
21.4 oz.




Honor™
296785
21.4 oz.



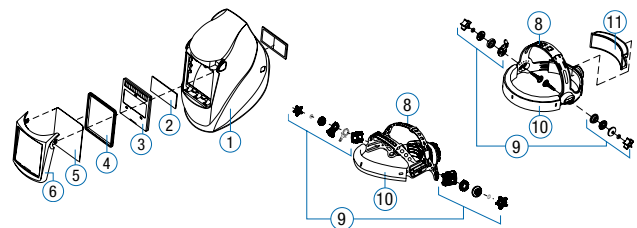
Digital Elite™ Series 4 Sensors

Item #	Description	Elite Analog	Elite Digital	Ext. Grind
1	Helmet Shell, Black (QR) External Grind	—	—	288924
	Helmet Shell, Black	216331	216331	—
	Helmet Shell, Black (QR)	241976	241976	—
	Helmet Shell, Stars and Stripes III	265709	265709	—
	Helmet Shell, Inferno	223454	223454	—
	Helmet Shell, Lucky's Speed Shop	237872	237872	—
	Helmet Shell, Vintage Roadster	260086	260086	—
	Helmet Shell, Raptor	280958	280958	—
	Helmet Shell, Gear Box	288522	288522	—
	Helmet Shell, Blue Rage II	291192	291192	—
Helmet Shell, Forged in Freedom	299621	299621	—	
2	Inside Lens Cover (4 1/4 × 2 1/2 in) (5-Pkg)	216327	216327	216327
3	Lens Assembly, Digital Elite	216328	296762	289876
	ClearLight™ Lens Assembly, Auto-Darkening	216328	280056	—
	ClearLight™ 2.0 Lens Assembly, Auto-Darkening	—	289753	289876
	ClearLight™ 4x Lens Assembly, Auto-Darkening	—	296762	—
3a	Gasket, Auto-Darkening Lens Assembly	234758	234758	—
3b	Gasket, Lens Assembly (QR)	241977	241977	241977
4	Gasket, Front Lens	216337	216337	—
5	Front Lens Cover (4 11/16 × 5 5/8 in) (5-pkg)	216326	216326	216326
6	Front Lens Holder, Black, Flat	241978	241978	241978
7	Lens Holding Frame	216335	234759	—
8	Headgear (Includes #9 & #10)	770246	290460	—
9	Adjustment Angle/Stop Hardware Kit	770248	256178	256178
10	Sweatband	297112	297112	297112
	Replacement O-Rings For Kits 258178 & 770248 (5 Per Pkg)	079975	079975	079975
11	Comfort Cushion	216336	—	—
12	Battery Tray, ClearLight™	216339	216339	216339
	Battery, Lithium CR2450 (Not Shown)	217043 (2)	217043 (2)	217043 (2)
	Battery Tray, ClearLight™ 2.0 and 4x	—	293968	293968



Item #	Description	Performance Series	
		Analog	Digital
1	Helmet Shell, Black	232020	232020
	Helmet Shell, Blue Rage	241459	241459
	Helmet Shell, '64 Custom	250533	250533
	Helmet Shell, Crusher	287366	287366
	Helmet Shell, Unity	291190	291190
	Helmet Shell, Burn & Blossom	296760	296760
	Helmet Shell, Carbon Edge	299619	299619
2	Inside Lens Cover (4 1/4 × 2 in) (5-Pkg)	770237	770237
3	Auto-Darkening Lens Assembly	232026	296758
	ClearLight™ Lens Assembly, Auto-Darkening	232026	280055
	ClearLight™ 2.0 Lens Assembly, Auto-Darkening	—	289779
	ClearLight™ 4x Lens Assembly, Auto-Darkening	—	296758
4	Gasket, Front Lens	232028	232028
5	Front Lens Cover (4 3/8 × 5 in) (5-Pkg)	231921	231921
6	Front Lens Holder, Black, Flat	232030	232030
	Front Lens Holder, Gloss Black	232032	232032
	Front Lens Holder, Camouflage	243395	243395
	Front Lens Holder, Blue	232033	232033
	Front Lens Holder, Light Blue	251278	251278
	Front Lens Holder, White	257041	257041
	Front Lens Holder, Silver	291515	291515
	Front Lens Holder, Pink	296761	296761
	Front Lens Holder, Gloss Gray	299620	299620
	8	Headgear (Includes #9 & #10)	770246
9	Adjustment Angle/Stop Hardware Kit	770248	256178
10	Sweatband	297112	297112
	Replacement O-Rings For Kits 258178 & 770248 (5 Per Pkg)	079975	079975
11	Comfort Cushion	216336	—
12	Battery Tray, ClearLight™	232027	256730
	Battery, Lithium CR2450 (Not Shown)	217043	217043 (2)

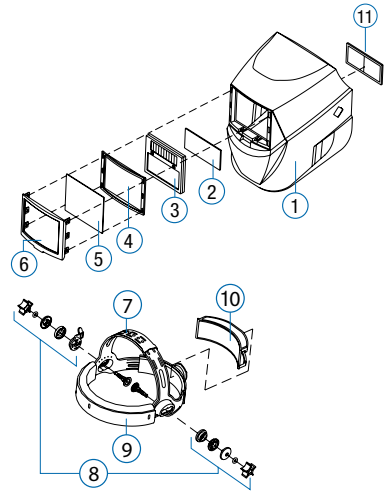
Digital Performance™ Series 3 Sensors





Digital Pro-Hobby™ Series 2 Sensors

Item #	Description	Pro-Hobby Series	
		Analog	Digital
1	Helmet Shell, Black	231415	231415
	Helmet Shell, Camouflage	231418	231418
	Helmet Shell, Metalworks	260087	260087
2	Inside Lens Cover (4 1/4 × 1 3/4 in) (5-Pkg)	231410	231410
3	Lens Assembly	231409	256467
4	Gasket, Front Lens	231412	231412
5	Front Lens Cover (4 1/2 × 3 3/4 in) (5-Pkg)	231411	231411
6	Front Lens Holder, Black, Flat	231572	231572
	Front Lens Holder, Gray	231573	231573
	Front Lens Holder, Red	231574	231574
	Front Lens Holder, Blue	231575	231575
	Front Lens Holder, Camouflage	231576	231576
	Headgear (Includes #9 & #10)	770246	284218
	Adjustment Angle/Stop Hardware Kit	770248	256178
9	Fabric Headband	770249	770249
	Replacement O-Rings For Kits 258178 & 770248 (5 Per Pkg)	079975	079975
10	Comfort Cushion	216336	—
11	Battery Tray, Kit (Left/Right)	—	256729
	Battery, Lithium CR2450 (Not Shown)	AAA Alkaline	217043 (2)
	Battery Cover (Not Shown)	231413	—

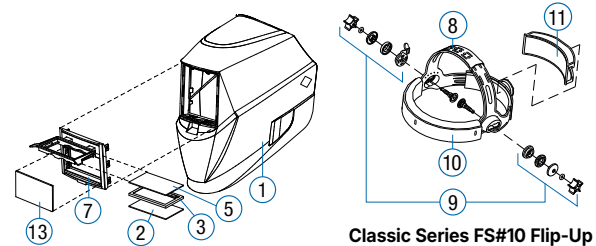


Digital/Analog Pro-Hobby™ Series
16 oz.

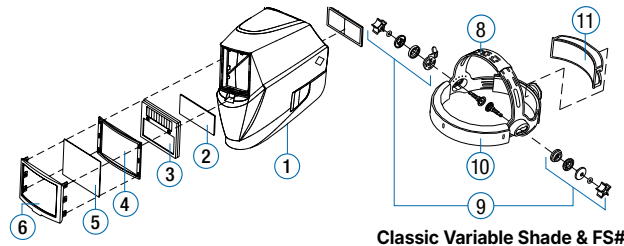
Classic Series 3-Year Warranty

Item #	Description	Classic Series			
		FS#10	VS ⁺	VSi ⁺	FS#10 Flip-Up*
1	Helmet Shell, Black	231415	231415	261824	231415
	Helmet Shell, Stars & Stripes	—	265707	—	—
	Helmet Shell, Red Flame	—	231419	—	—
	Helmet Shell, Metalworks	—	260087	—	—
	Helmet Shell, Camouflage	—	231418	—	—
	Helmet Shell, Rise	—	278770	—	—
	Helmet Shell, Liberty	—	287370	—	—
	Helmet Shell, Metal Matrix	—	288520	—	—
	Helmet Shell, Hex	—	290887	—	—
	Helmet Shell, Street Sparks	—	299622	—	—
2	Inside Lens Cover (4 1/4 × 2 in) (5-Pkg)	—	—	—	770237
	Inside Lens Cover (4 1/4 × 1 3/4 in) (5-Pkg)	231410	231410	231410	—
3	ClearLight™ Lens Assembly, Auto-Darkening	231571	287806	200541	287830
3b	Gasket, Lens Assembly (QR)	—	—	261827	—
4	Gasket, Front Lens	231412	231412	—	—
5	Front Lens Cover (4 1/4 × 2 in) (5-Pkg)	—	—	—	770237
	Front Lens Cover (4 1/2 × 3 3/4 in) (5-Pkg)	231411	231411	—	—
	Front Lens Cover (5 1/4 × 4 1/2 in) (5-Pkg)	—	—	235628	—
6	Front Lens Holder, Black, Flat	231572	231572	261828	—
	Frame, Lens Holding	—	—	—	261829
	Frame, Lens Holding Gray	—	—	—	231573
	Frame, Lens Holding Dark Gray	—	—	—	288644
8	Ratchet Headgear Assembly (Includes #9 & #10)	770246	770246	770246	770246
9	Adjustment Angle/Stop Hardware Kit	770248	770248	770248	770248
10	Fabric Headband	770249	770249	770249	770249
	Replacement O-Rings For Kits 258178 & 770248 (5 Per Pkg)	079975	079975	079975	079975
11	Comfort Cushion	216336	216336	216336	216336
12	Battery, Lithium CR2450 (Not Shown)	—	217043	217043	—
	Battery Cover (Not Shown)	—	288934	266781	—
13	Lens, Grinding Shield (Clear)	—	—	245818	261830
14	Clips, Retaining Grinding Shield	—	—	245819	—
16	Clips, Visor Hinge (I-Series Shell)	—	—	255070	—
17	Lens Tear-Off, Grind Shield (Clear) (Not Shown)	—	—	254278	—

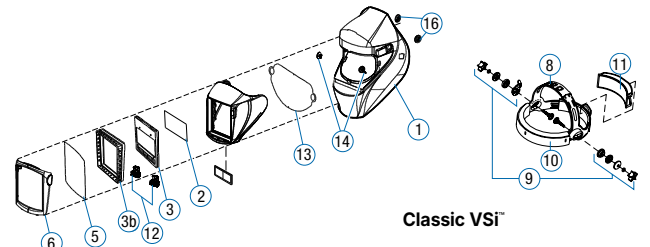
*Order flip-up separately. VSi Hinge Kit 269929



Classic Series FS#10 Flip-Up



Classic Variable Shade & FS#10



Classic VSi™



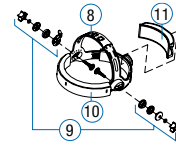
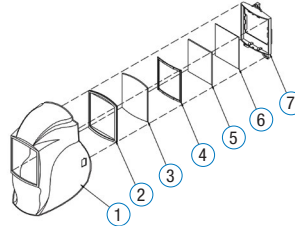
- FS#10 Flip-Up**
287798
14 oz.
- VSi**
287794
23 oz.
- Black™ (VS)**
287803
16 oz.
- Metalworks™ (VS)**
287810
16 oz.
- Rise™ (VS)**
287815
16 oz.
- Liberty™ (VS)**
287820
16 oz.
- Metal Matrix™ (VS)**
288519
16 oz.
- Hex™ (VS)**
291189
16 oz.
- Street Sparks™ (VS)**
299618
16 oz.

MP-10™ Series 90-Day Warranty

Item #	Description	MP-10 Series
1	Helmet Shell, Black	216331
2	Gasket, Large Lens Cover	216337
3	Front Lens Cover (4 11/16 x 5 5/8 in) (5-Pkg)	216326
4	Spacer, Lens Holding (MP-10)	235629
5	Filter Plate	235630
6	Inside Lens Cover (5 1/4 x 4 1/2 in) (5-Pkg)	235628
7	Lens Holding Frame	216335
8	Headgear (Includes #9 & #10)	770246
9	Adjustment Angle/Stop Hardware Kit	770248
10	Fabric Headband	770249
	Replacement O-Rings For Kits 258178 & 770248 (5 Per Pkg)	079975
11	Comfort Cushion	216336



Black
238497



MP-10

Helmet Accessories and Packages



Legacy Headgear
290460

Ergonomic design with comfort cushion provides extensive adjustability, stability and enhanced support



Gen IV Headgear
260486

Ergonomic, four-point flexible design provides a secure fit while avoiding major pressure points within the head

- T94 Series Helmets



Helmet Hook
251018

- Holds welding helmets, grinding shields or other helmets with a headgear
- Silicone strap secures the helmet in place



**Top Helmet Cape/
Helmet Bib**
279080/253882

Attaches to bottom of the helmet with hook-and-loop fasteners for added neck coverage



Helmet Bag
770250

- Drawstring closure
- Ultra-soft inside liner
- Exterior storage pouch



Jobsite Tool Bag
228028

- Over twenty separate pockets
- Opening of 12 x 18.5 inches (305 x 470 mm)
- 12.5 x 14 x 22 (overall dimensions)



Hard Hat Adapter

213110 (Xl and XLi)
265315 (T94 Series)
222003 (Titanium, XLiX, Infinity™, Elite™, Performance™, Pro-Hobby™, Classic and MP-10™ Series)

Compatible with Fibre Metal and MSA hats. Other brands may fit depending on size and shape. Helmet and hard hat not included.



Slotted Hard Hat Adapter
259637

259637
Slotted Hard Hat Adapter Hardware
284548 / 263369


Compatible with most slotted hard hats
Helmet and hard hat not included



2x4 Auto-Darkening Lens

Shade 8: 770660
Shade 9 w/ClearLight™: 287828
Shade 10 w/ClearLight™: 287830
Shade 11 w/ClearLight™: 287833

- Fits all 2x4-inch windows
- Solar powered, two arc sensors
- Light state shade 3
- Two-year warranty



T94™ Helmet Lighting Kit
281361

• Designed exclusively for T94™ Series welding helmets



Helmet Lighting Kit
282013

• Lighting accessory kit for Titanium, Infinity™, Elite™, Performance™, Classic, FS#10 and MP-10™ welding helmets

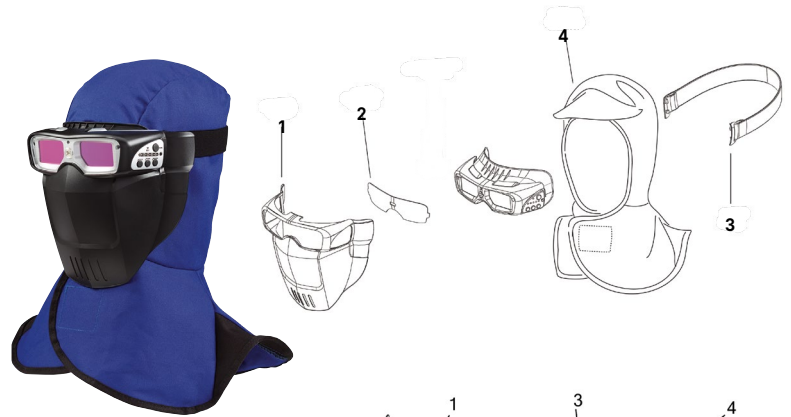
Lenses

Bulk Cover Lenses			Magnifying Lenses for All Miller Helmets (Lens size is 4 1/4" x 2" x 5/23)	
Part #	Description	Quantity	Part #	Strength
265304B	Front Lens Cover, T94	50 pkg.	212235	0.75 Magnification
287016B	Front Lens Cover, T94 HDV	50 pkg.	212236	1.00 Magnification
216326B	Front: Elite, Titanium, MP-10	50 pkg.	212237	1.25 Magnification
216327B	Inside: Elite, Titanium, 9400i, T94, T94i	50 pkg.	212238	1.50 Magnification
231921B	Front: Performance	50 pkg.	212239	1.75 Magnification
770237B	Inside: Performance	50 pkg.	212240	2.00 Magnification
231411B	Front: Pro-Hobby, Classic	50 pkg.	212241	2.25 Magnification
			212242	2.50 Magnification



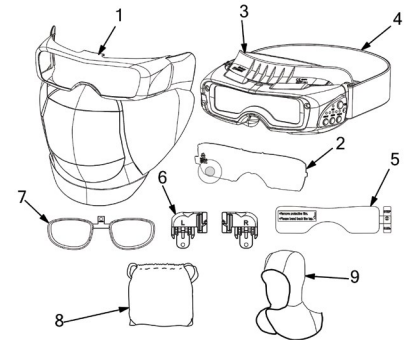
Weld-Mask™

Item #	Part #	Description	Quantity
	267370	Weld-Mask™	
1	267422	Guard, Face	1
2	267420	Cover, Lens	1 (5 per pkg)
3	270053	Band, Head	1
4	267421	Cover, Head	1
	272116	Lens Cover Retainer	
	272117	Cover, Battery	
	272118	Cover, Control	
	272119	Silicon Eye Skirt	
	272120	Retainer Frame, Silicon Eye Skirt	
	272131	Suction Cup, Lens Cover	
	272124	Magnifying Lens Frame	
	272137	Anti-Fog Film	



Weld-Mask™ with ClearLight™

Item #	Part #	Description	Quantity
	295917	Weld-Mask™ with ClearLight™	1
1	296265	Guard, Face	1
2	295918	Cover, Lens	1
3	295921	Silicon Eye Skirt	1
4	280273	Headband, w/ Clip	1
	295920	Cover, Control	1
5	295924	Anti-Fog Film	1
6	285757 ¹	Adapter Kit, Hard Hat (optional)	1
7	272124	Frame, Magnifying/RX Lens	1
8	281014	Bag, Carrying	1
9	267421	Cover, Head	1

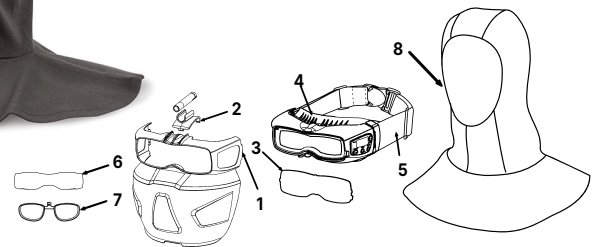


Weld-Mask™ Lens Options

Part #	Description
281190	Magnifying Lenses, Diopter .75
281191	Magnifying Lenses, Diopter 1.00
281192	Magnifying Lenses, Diopter 1.25
281193	Magnifying Lenses, Diopter 1.50
281194	Magnifying Lenses, Diopter 1.75
281195	Magnifying Lenses, Diopter 2.00
281196	Magnifying Lenses, Diopter 2.25
281197	Magnifying Lenses, Diopter 2.50

Weld-Mask™ 2

Item #	Part #	Description	Quantity
	280982	Weld-Mask™ 2	1
1	280980	Guard, Face	1
2	281188	Light Accessory Kit (optional)	1
3	280985	Cover, Lens	1 (5 per pkg)
4	280984	Silicon Eye Skirt	1
5	280981	Band, Head	1
6	280986	Cover, Anti-Fog Lens	1
7	280987	Magnifying Lens Frame	1
8	280983	Cover, Head	1
	280988	Cover, Battery	1
	285757	Hard Hat Adaptor	1
	281014	Replacement Bag	1



Face Shield

Item #	Part #	Description	Quantity
1	288269	Face Shield with Clear Lens	1
2	288274	Face Shield with Clear + Anti-Fog Lens	1
3	288270	Face Shield with Shade 3 Lens	1
4	288273	Face Shield with Shade 5 Lens	1
5	288275	Clear Replacement Lens	1
6	288278	Clear + Anti-Fog Replacement Lens	1
7	288276	Shade 3 Replacement Lens	1
8	288277	Shade 5 Replacement Lens	1
9	288280	Headgear and Crown	1



Titanium Series PAPR I

Service Parts/Consumables

Item #	Description	PAPR w/ Titanium 9400*	PAPR w/ Titanium 9400 (New Headgear)	PAPR w/ Titanium 9400i	PAPR w/ Titanium 9400i (New Headgear)	PAPR w/ Hard Hat
	PAPR (Complete System w/ Helmet)	247533 262615*	264879***	247531	264877	259385 (w/9400 Helmet) 261659** (w/9400i Helmet)
	PAPR (Complete System w/out Auto-Darkening Lens)	247534 262616*	264882	247532	264878	—
	PAPR (Complete System w/out Helmet)	—	—	—	—	259386
1	Helmet Assembly (Shell, Headgear and Headseal)	245217 262623*	264883	247471	264884	—
	Helmet Assembly (Hard Hat, Headgear and Headseal)	—	—	—	—	259387
2	Headgear (Includes:)	223430	256174	247472	256174	—
	Fabric Headband	770249	770249	770249	770249	—
3	Adjustment angle/stop hardware kit (w/O-rings)	770248	256178	770248	256178	—
	Replacement O-rings for kit 770248 (5 pack)	079975	—	079975	—	—
4	Headgear (Hard Hat)	—	—	—	—	259388
5	Head Seal	247470	265629	247473	265628	259389 (w/ goggles) 243396 (9400) 245815 (9400i)
6	Lens holder, Front	243396	243369	245815	245815	243396 (9400) 245815 (9400i)
7	Outside Cover Lens (4-11/16 × 5-5/8)	216326	216326	216326	216326	216326
8	Frame/Gasket, ADF lens holding	241977	241977	241977	241977	241977
9	Auto-Darkening Lens Assembly (Titanium) (Infotrak)	256360 256359*	256359*	256360	256360	256359*
10	Battery tray kit (left/right)	216339	216339	216339	216339	216339
	Battery, Lens (Lithium CR2450)	217043 (2)	217043 (2)	217043 (2)	217043 (2)	217043 (2)
11	Inside Cover Lens (4-1/4 × 2-1/2) (5 pack)	216327	216327	216327	216327	216327
12	Lens, Grinding Shield (Titanium 9400i)	—	—	245818	245818	245818
	Tear-away, Grinding Shield	—	—	254278	254278	259391
	Clip, Retaining Grinding shield (left/right)	—	—	245819	245819	—
	Kit, Weld Shield Hinge	—	—	269929	269929	—
13	Shoulder Straps	235680	235680	235680	235680	235680
14	Belt	235679	235679	235679	235679	235679
15	Belt Pad	239636	239636	239636	239636	239636
16	Flowmeter	245219	245219	245219	245219	260890
17	Breathing Tube Assembly	245218	245218 (43")	247474 (36")	245218	259392
18	Breathing Tube Cover, Flame-resistant	245367	245367	239571	245367	239571
	O-Ring, Breathing Tube	237452	237452	237452	237452	259394
19	Blower Assembly	235672	235672	235672	235672	235672
	Kit, Battery Contact	269930	269930	269930	269930	269930
20	Filter, Particulate (HEPA) (2 pack)	287170-2	287170-2	287170-2	287170-2	287170-2
	Filter, Particulate (HEPA) (6 pack)	287170-6	287170-6	287170-6	287170-6	287170-6
	Filter, Particulate (HEPA) (36 pack)	287170-36	287170-36	287170-36	287170-36	287170-36
21	Filter, Prefilter (foam) (6 pack)	235674	235674	235674	235674	235674
21	Filter, Prefilter NUIS OV	268841	268841	268841	268841	268841
22	Spark Guard	235676	235676	235676	235676	235676
23	Filter Cover	235677	235677	235677	235677	235677
24	Tool Bag	228028	228028	228028	228028	228028
25	Battery/Charger Kit (Battery, Blower)	292037 (244131)	292037 (244131)	292037 (244131)	292037 (244131)	292037 (244131)
26	Charger	244132	244132	244132	244132	244132
27	Belt Extension	244151	244151	244151	244151	244151
28	Hard Hat (for PAPR)	—	—	—	—	259460
29	Slotted Hard Hat Adapter	—	—	—	—	259637
	Lens, Clear (Hard Hat Headseal)	—	—	—	—	259390
	Button, Replacement External Grind	—	256179	—	—	256179
	Kit PAPR Battery Contact Replacement	269930	269930	269930	269930	269930
	Fabric Sweatband, HH	—	—	—	—	270176

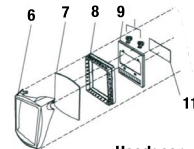
* Indicates part number features external grind control button.

**New Battery and Battery Chargers Serial number of PAPR Blower: 20200612392477, Serial Number of HEPA Filter: 202006123928902

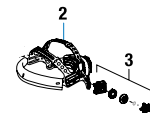
*** Suggested replacement for PAPR with Titanium 9400 is PAPR with T94-R™ (264573)



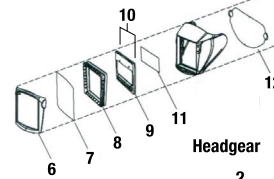
PAPR w/ Titanium 9400 Helmet



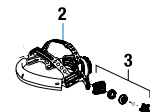
Headgear



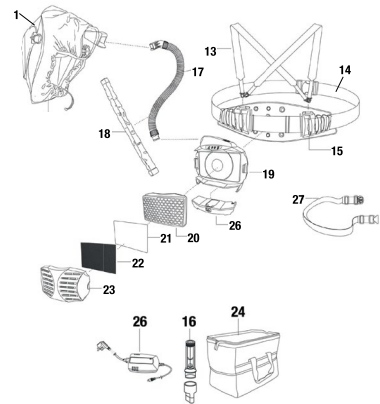
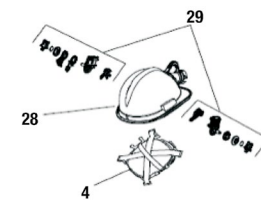
PAPR w/ Titanium 9400i Helmet



Headgear



PAPR w/ Hard Hat



Hard Hat 9400, 9400i



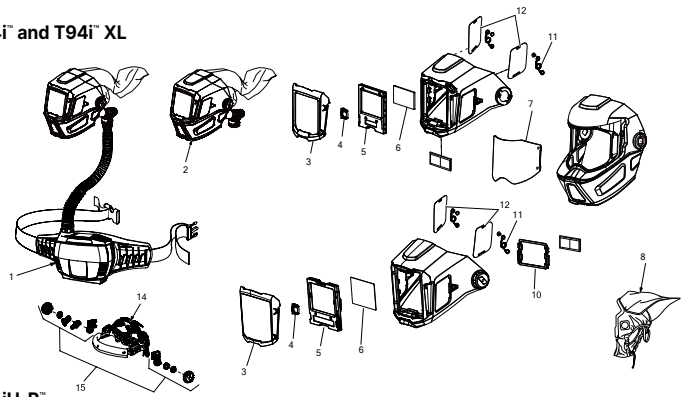


PAPR II & SAR with T94i™ (with HDV)

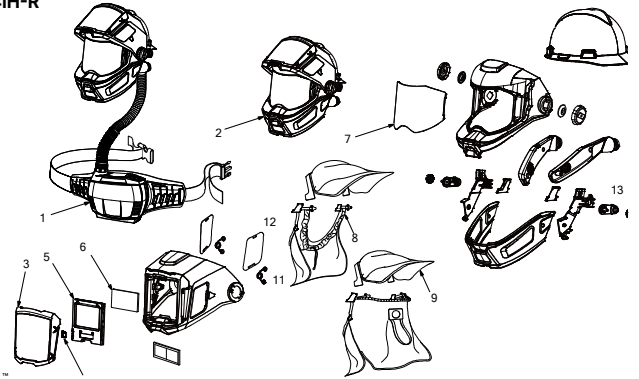
Service Parts/
Consumables

Item #	Description	T94iH™ (Hard Hat)	T94™	T94i™	T94i™ XL
1	PAPR (Complete System)	287510	292753	292754	292755
	SAR (Complete System)	—	—	292748	—
2	Helmet Assembly (Includes Helmet, Headgear, and FR Head Seal)	287191	260821	293047	293048
	Y-Split Air Duct	299406	299406	299406	299406
3	Lens, Front Cover HDV (5 Per Pkg)	287016	287016	287016	287016
4	Tray, Battery	259574	259574	259574	259574 × 2
	Battery, Lithium (CR2450)	217043	217043	217043	217043 × 2
5	Lens Assembly, Auto-Darkening (T94i CL2)	—	—	—	287778
	Lens Assembly, Auto-Darkening (T94i CL4x)	296879	296879	296879	—
6	Lens Cover, Inside (4-1/4 × 2-1/2) (5 Per Pkg.)	216327	216327	216327	—
	Lens Cover, Inside 4-3/4 in x 3-1/8 in (5 Per Pkg)	—	—	—	287777
7	Lens, Grind Shield HDV	288765	288765	288765	288765
	Lens Tear-Off, Grind Shield	258853	258853	258853	258853
8	FR Head Seal	287187	260926	260926	260926
9	FR Head Seal (Heavy Duty)	287188	—	—	—
10	Adapter, Magnification Lens XL	—	—	—	290209
11	Spring, Torsional	284548	—	284548	287776
12	Covers, Side Window	260197	260197	260197	260197
13	HH Adapter Kit	287512	—	—	—
14	Headgear Kit (Gray)	—	260486	260486	260486
15	Kit, Adjustment Angle/Stop Hardware	—	265891	265891	265891
16	External Grind Button	—	256179	—	—

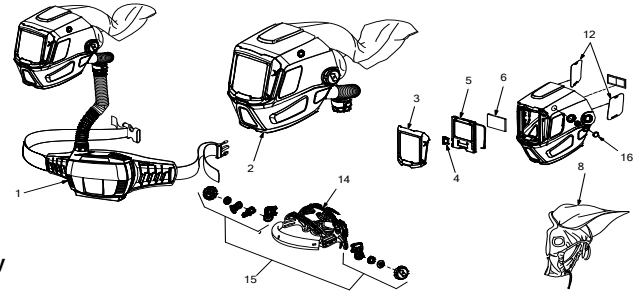
T94i™ and T94i™ XL



T94iH-R™



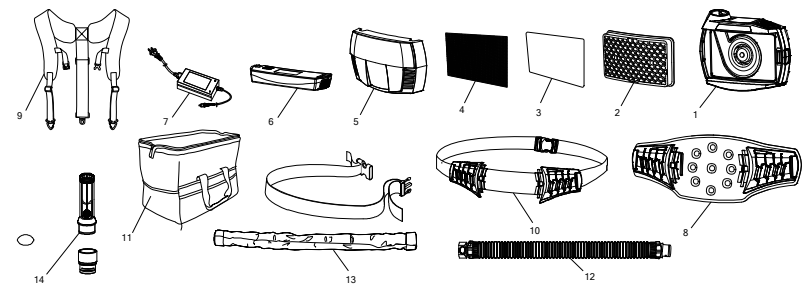
T94™



PAPR II Blower Assembly

PAPR II Blower Assemblies

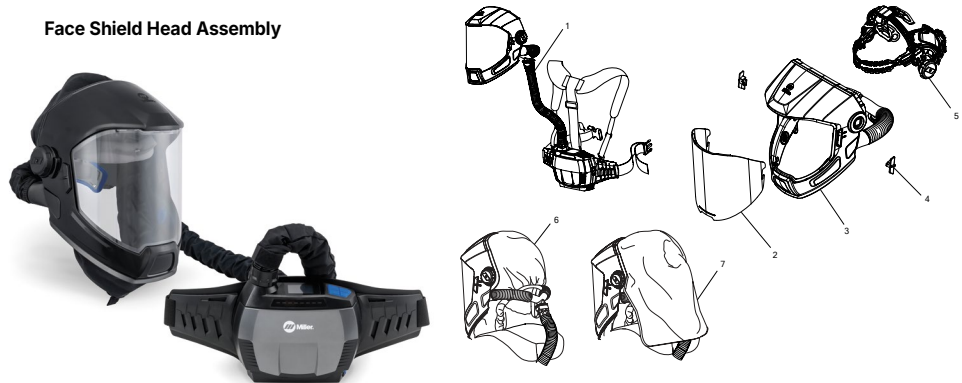
Item #	Description	Blower Assembly
1	Blower Assembly	287172
2	Filter, Particulate (HEPA) 2 Pack	287170-2
	Filter, Particulate (HEPA) 6 Pack	287170-6
	Filter, Particulate (HEPA) 36 Pack	287170-36
3	Prefilter, 6 pack	235674
	Prefilter, Nuisance OV, 6 Pack	268841
4	Spark Guard	235676
5	Filter Cover	287175
6	Battery, Blower	287178
7	Battery Charger	282077
8	Belt Pad	288941
9	Shoulder Straps	287177
10	Belt	287176
	Belt Leather	264582
	Belt Extension	244151
11	Bag	228028
12	Breathing Tube Assembly	261704
13	FR Breathing Tube Cover	265312
14	Flow Meter	277222



Face Shield Head Assembly

Item #	Description	Face Shield PAPR
1	PAPR, Clear, Complete System	288356
	PAPR Head Assy, Clear	288353
2	Lens, Face Shield PAPR, Clear	288348
	Lens, Face Shield PAPR, Shade 3	288349
	Lens, Face Shield PAPR, Shade 5	288350
3	Helmet, Shell Face Shield PAPR	288352
4	Lens Locks, RH/LH PAPR	288351
5	Headgear, Gen 5	288343
6	Head Seal, Standard	288344
7	Head Seal, Heavy-Duty	288346

Face Shield Head Assembly

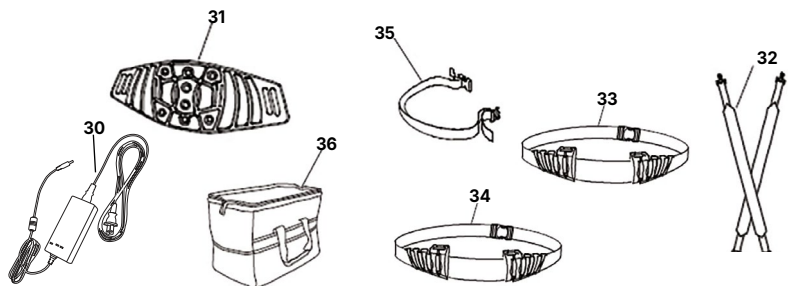
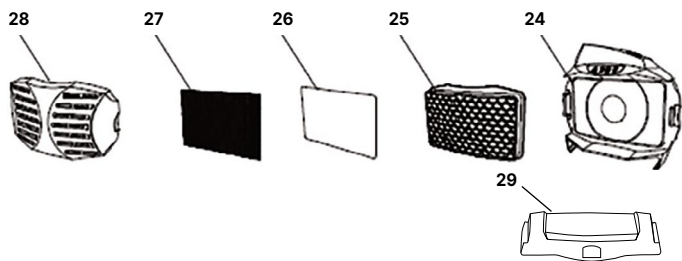
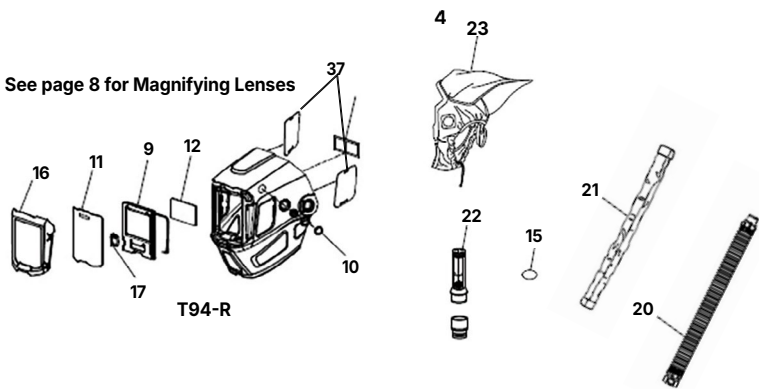
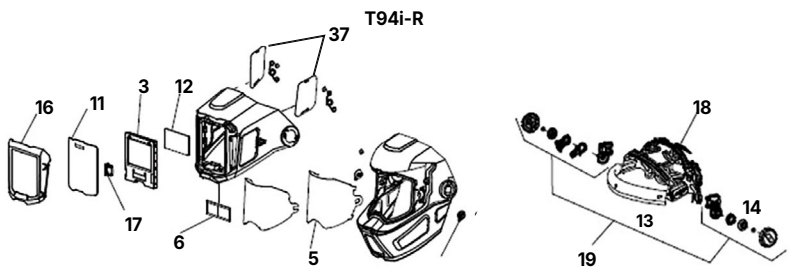
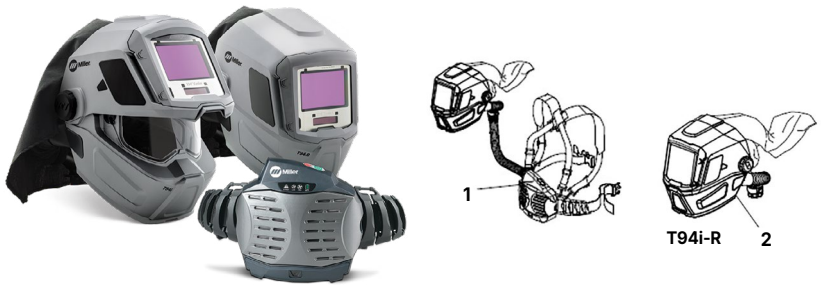


WELDING PROTECTION

T94-R™ & T94i-R™ PAPR I & SAR (Non HDV)

Service Parts/
Consumables

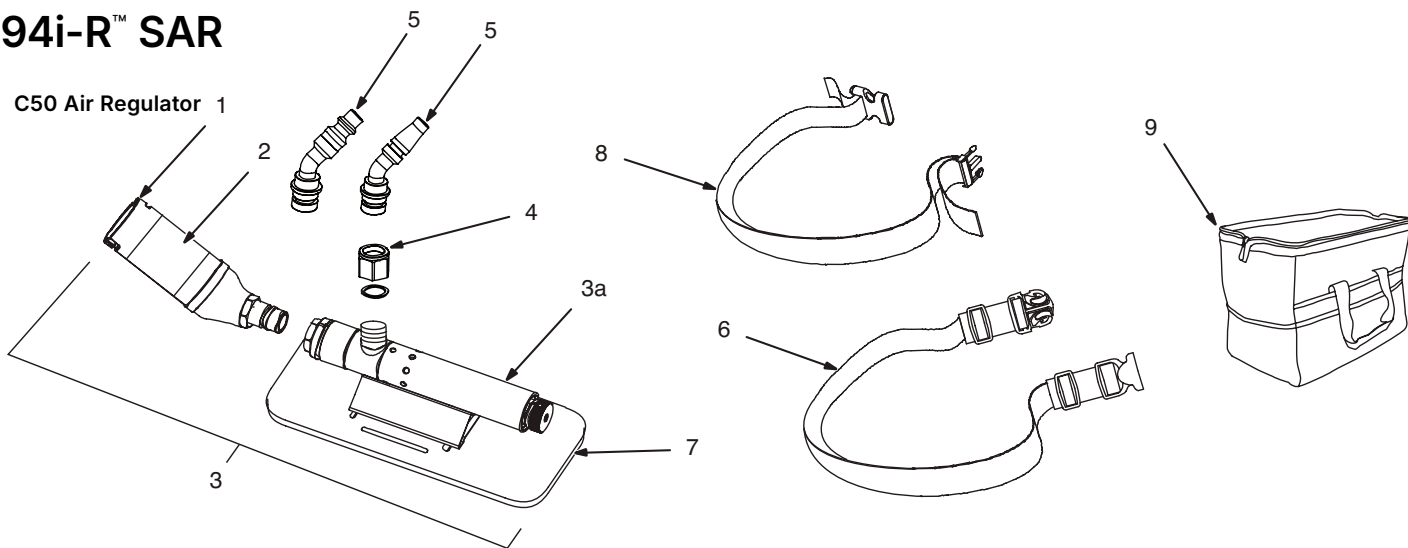
Item #	Description	PAPR	SAR
1	T94i-R™ Series (Complete Systems)	264575	—
2	Head Assembly (without auto-darkening lens assembly)	265305	265305
	Y-Split Air Duct	299406	299406
3	Auto-Darkening Lens	259572	259572
4	Clip, Retaining Grinding Shield	245819	245819
5	Lens, Grinding Shield	258979	258979
6	Tear-Away Grinding Shield Covers	258853	258853
7	T94-R™ Series (Complete Systems)	264573	—
8	Head Assembly (without auto-darkening lens assembly)	260821	—
	Y-Split Air Duct	299406	299406
9	Auto-Darkening Lens	260557	—
10	External Grind Button	256179	—
Consumables			
11	Lens Cover, Outside	265304	265304
	Battery, Lithium CR2450 (not pictured)	217043	217043
12	Lens Cover, Inside	216327	216327
13	Headband, Fabric	770249	770249
14	Replacement O-Rings (5-Pack)	079975	079975
15	Breathing Tube O-Ring	237452	237452
Replacement Parts/Accessories			
16	Lens Holder, Front	265309	265309
17	Battery Tray	259574	259574
18	Headgear Kit (Gray)	260486	260486
19	Kit, Adjustment Angle/Stop Hardware	265891	265891
20	Breathing Tube Assembly	261704	261704
21	FR Breathing Tube Cover	265312	265312
22	Flowmeter	277222	277222
23	FR Head Seal (Hood)	260926	260926
PAPR Replacement Parts& Consumables			
24	Blower Assembly	235672	—
25	Filter, Particulate (HEPA) 2 pack	287170-2	—
	Filter, Particulate (HEPA) 6 pack	287170-6	—
	Filter, Particulate (HEPA) 36 pack	287170-36	—
26	Filter, Prefilter 6 pack	235674	—
	Filter, Prefilter, Nuisance OV Relief 6 pack (not pictured)	268841	—
27	Spark Guard	235676	—
28	Filter Cover	235677	—
29	Battery, Blower	282076	—
PAPR Accessories			
30	Charger	282077	—
31	Belt Pad	239636	—
32	Flame-resistant Shoulder Straps	235680	—
33	Belt	235679	—
34	Belt, Leather	264582	—
35	Belt Extension	244151	—
36	Bag	228028	—
37	Side Windows	288042	288042



PN: 244131 and 244132 may also be used with T94 and T94i Head Assemblies



T94i-R™ SAR

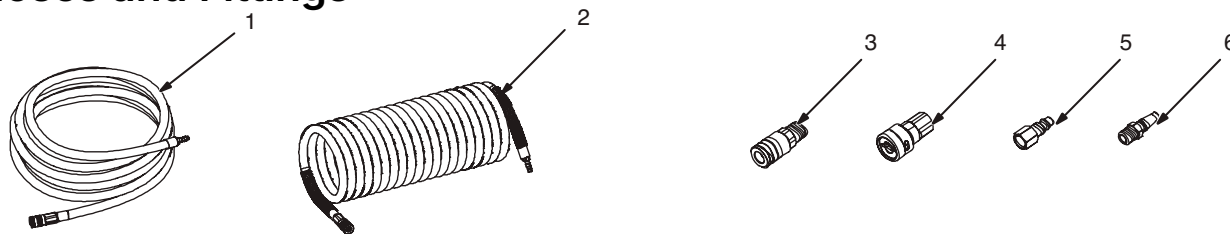


Item #	Part #	Description	Quantity
1	270417	Adapter	1
2	272668 ¹	Label, Warning Supplied Air Respirator	1
3	291876	C50 Air Regulator Assembly (Includes item #1-7)	1
3a	270412	C50 Air Regulator	1
4	272740	Valve Nut w/ Plastic Washer	1
5	272735 ²	Valve Plug, Curved, 1/4 in. MPT 1/4 in. Body, Industrial Interchange	1
5	272736 ²	Valve Plug, Curved, 1/4 in., MPT 1/4 in. Body, Schrader	1
6	270416	Belt	1
6	264872 ²	Belt, Leather	1
7	270415	Belt Pad	1
8	244151 ²	Belt, Extension	1
9	228028	Bag	1

¹When ordering a component originally displaying a precautionary label, the label should also be ordered.

²Optional

Hoses and Fittings



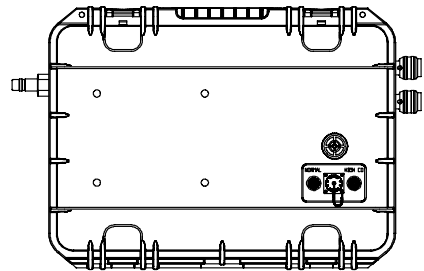
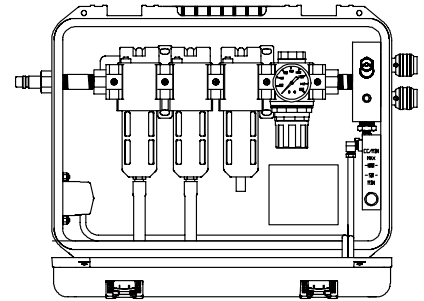
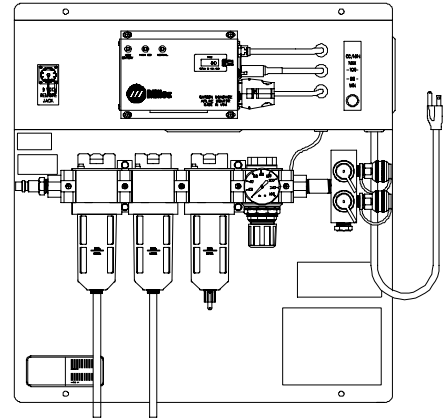
Item #	Part #	Description (Airline Hoses And Quick Disconnect Fittings)	Quantity
1	270405	Straight, 25 Ft, 3/8 in. ID w/ 1/4 in. Industrial Interchange, Quick Disconnect	1
1	270407	Straight, 100 Ft, 3/8 in. ID w/ 1/4 in. Industrial Interchange, Quick Disconnect	1
2	270408	Coiled, 25Ft, 3/8 in. ID w/ 1/4 in. Industrial Interchange, Quick Disconnect	1
2	270410	Coiled, 100Ft, 3/8 in. ID w/ 1/4 in. Industrial Interchange, Quick Disconnect	1
3	270438	Hose Socket, 1/4 in. FPT, 1/4 in. Body, Industrial Interchange, Manual Connect	1
4	270440	Hose Socket, 1/4 in. FPT, 1/4 in. Body, Schrader	1
5	270436	Hose Plug, 1/4 in. FPT, 1/4 in. Body, Industrial Interchange, Auto Connect	1
6	270437	Hose Plug, 1/4 in. FPT, 1/4 in. Body, Schrader	1

T94i-R™ SAR BreatheAir™ Panel

Item #	Description	2 Person Panel Model	4 Person Panel Model
1	Box/Panel Plug, ½ in. Ind Intg	276007	276007
2	Alarm, Audible High CO	276165	276165
5	Carbon Monoxide Monitor, Panel, 10 ppm	276190	276190
5	Carbon Monoxide Monitor, Panel, 5 ppm (Canada)	276268	276268
6	Plug (fitting), Flowmeter and Cal Reg to Monitor CO Sensor	276003 275987	276003 275987
9	Pressure Gauge, 0-160 psi	276164	276164
11	Box/Panel Socket, ¼ in. Ind Intg	276158	276158
11	Box/Panel Socket, ¼ in. Schrader	276162	276162
21	Filter Bowl with Guard and Auto Drain	276185	276174
24	Manual Drain	276184	276184
25	Filter Bowl and Guard Only	276187	276175
	Monitor Calibration Kit, US (contains 20 ppm CO Gas for Calibrating 10 ppm US System)	275988	275988
	Monitor Calibration Kit, Canada (contains 10 ppm CO Gas for Calibrating 5 ppm Canadian System)	275989	275989
	Alarm Assembly, Remote	275997	275997

BreatheAir™ Portable Box

Item #	Description	2 Person Box Model	4 Person Box Model
1	Box/Panel Plug, ½ in. Ind Intg	276007	276007
14	Alarm, Audible High CO	276012	276012
12	Carbon Monoxide Monitor, Panel, 10 ppm	276166	276166
12	Carbon Monoxide Monitor, Panel, 5 ppm (Canada)	276267	276267
	CO Sensor	275987	275987
6	Pressure Gauge, 0-160 psi	276164	276164
8	Box/Panel Socket, ¼ in. Ind Intg	276158	276158
8	Box/Panel Socket, ¼ in. Schrader	276162	276162
23	Filter Bowl with Guard and Auto Drain	276185	276174
26	Manual Drain	276184	276184
27	Filter Bowl and Guard Only	276187	276175
	Monitor Calibration Kit, US (contains 20 ppm CO Gas for Calibrating 10 ppm US System)	275988	275988
	Monitor Calibration Kit, Canada (contains 10 ppm CO Gas for Calibrating 5 ppm Canadian System)	275989	275989
	Alarm Assembly, Remote w/ Strobe Light 100 ft.	275997	275997





LPR-100™ Gen II Half Mask Respirators

Description	Gen I Part #	Gen II Part #
LPR-100 Half Mask Respirator, Small/Medium	ML00894	294961
LPR-100 Half Mask Respirator, Medium/Large	ML00895	294962
LPR-100 Half Mask Respirator with Nuisance Level OV Filter, Small/Medium	ML00994	295273
LPR-100 Half Mask Respirator with Nuisance Level OV Filter, Medium/Large	ML00995	295274
LPR-100/OV Half Mask Respirator, Small/Medium	ML00996	—
LPR-100/OV Half Mask Respirator, Medium/Large	ML00997	—
Consumables/Accessories		
P100 Filters	SA00818	294963
P100 Nuisance Level OV Relief Filters	SA00819	294964
P100 OV Filters	SA00820	—
Quantitative Face-Fit Test Kit	261086	298192
Protective Hard Carrying Case	283374	294965



LPR-100™ Gen I Half Masks



LPR-100™ Gen II Half Masks



Gen II P100 Filters



Gen II P100 Nuisance Level OV Relief Filters



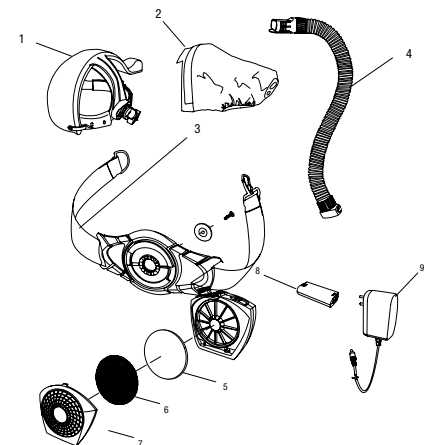
Gen II Quantitative Face-Fit Test Kit



Gen II Protective Hard Carrying Case

CoolBelt™ Service Parts/Consumables

Item #	Part #	Description	Quantity
	245230	CoolBelt unit	
1	245235	Headgear (includes)	1
	079975	Replacement O-rings	1 (5 per pkg)
	770249	Fabric headband	1
2	245236	Head shroud (hood)	1
3	245232	Belt	1
4	245231	Hose assembly	1
5	245233	Filter	1 (6 per pkg)
6	247921	Spark Arrestor	1
7	245234	Filter cover	1
8	245237	Battery, blower	1
9	245238	Charger	1
	246964	Hose cover	1
	246965	Warranty Blower	



DRIVE ROLLS



Types of drive rolls based on recommended usage:

1. V-Grooved rolls for hard wire.
2. U-Grooved rolls for soft and soft shelled cored wires.
3. U-Cogged rolls for extremely soft shelled wires.
4. V-Knurled rolls for hard shelled cored wires.
5. Drive roll types may be mixed to suit particular requirement (example: V-Knurled roll in combination with U-Grooved).

2 Drive Roll Systems

Millermatic® 200/210/212/215/250/251/252/255/DVI™s/Pulser/Vintage
Multimatic™ 235 and 255
22/32/52 Series, SuitCase™ 8/12RC & 8/12VS, Reach Feeders

Wire Diameter			Drive Rolls			Wire Guide
Fraction (in)	Decimal (in)	Metric (mm)	Type	Kit #	Individual Drive Roll Part #	Inlet #
.023-.025 in	.023-.025	0.6	V-Grooved	087131	087130	056192
.030	.030	0.8	V-Grooved	079594	053695	056192
.030 and .035	.030 and .035	0.8 and 0.9	V-Grooved	2045791	203526 ¹	056192
.035 and .045	.035 and .045	0.9 and 1.22	V-Grooved	1903001	189285 ¹	056193
.035	.035	0.9	V-Grooved	079595	053700	056192
.045	.045	1.2	V-Grooved	079596	053697	056193
.052	.052	1.3	V-Grooved	079597	053698	056193
1/16	.062	1.6	V-Grooved	079598	053699	056195
.035	.035	0.9	U-Grooved	044749	072000	221912
3/64	.047	1.2	U-Grooved	079599	053701	221912
.052	.052	1.3	U-Grooved	—	053702	221912
1/16	.062	1.6	U-Grooved	079601	053706	056195
5/64	.079	2.0	U-Grooved	—	053704	056195
3/32	.094	2.4	U-Grooved	—	053703	056196
7/64	.110	2.8	U-Grooved	—	053705	056196
1/8	.126	3.2	U-Grooved	—	053707	056197
.035	.035	0.9	V-Knurled	079606	132958	056192
.045	.045	1.2	V-Knurled	079607	132957	056193
.045 and 1/16	.045 and 1/16	1.22 and 1.6	V-Knurled	2386871	238688 ¹	221030
.052	.052	1.3	V-Knurled	079608	132956	056193
1/16	.062	1.6	V-Knurled	079609	132955	056195
.068-.072	.068-.072	1.8	V-Knurled	089984	132959	056195
5/64	.079	2.0	V-Knurled	079610	132960	056195
3/32	.094	2.4	V-Knurled	—	132961	056196
7/64	.110	2.8	V-Knurled	—	132962	056196
1/8	.126	3.2	V-Knurled	—	132963	056197
.045	.045	1.2	U-Cogged	083318	083489	056193
.052	.052	1.3	U-Cogged	—	083490	056193
1/16	.062	1.6	U-Cogged	079614	053708	056195
5/64	.079	2.0	U-Cogged	—	053710	056195
3/32	.094	2.4	U-Cogged	—	053709	056196
7/64	.110	2.8	U-Cogged	—	053711	056196
1/8	.126	3.2	U-Cogged	—	053712	056197

Dual-size reversible drive roll


22/24 Series & SuitCase Feeders Nylon Guides (For Feeding Aluminum Wire)

Wire Diameter	Inlet Guide #
3/64 in (1.2 mm)	151203
1/16 in (1.6 mm)	151205
3/32 in (2.4 mm)	194264

Millermatic® & Multimatic™ Nylon Guides (For Feeding Aluminum Wire)

Model	Inlet Guide #
All Millermatics Multimatic 235 & 255	221912
All Other Multimatics	261151

Note: Each drive roll kit contains 2 Drive Rolls and 1 Inlet Guide.
Note: U-Groove drive rolls are recommended when feeding aluminum wire.



Types of drive rolls based on recommended usage:

1. V-Grooved rolls for hard wire.
2. U-Grooved rolls for soft and soft shelled cored wires.
3. U-Cogged rolls for extremely soft shelled wires.
4. V-Knurlled rolls for hard shelled cored wires.
5. Drive roll types may be mixed to suit particular requirement (example: V-Knurlled roll in combination with U-Grooved).

4 Drive Roll Systems

Millermatic® 300/350/350P/355 with Meters
20/54 Series, 24A, R-115, ArcReach 16, and all Intellx Feeders

Wire Diameter			Drive Rolls			Wire Guide	
Fraction (in)	Decimal (in)	Metric (mm)	Type	Kit #	Individual Drive Roll Part #	Inlet #	Intermediate #
.023-.025	.023-.025	0.6	V-Grooved	087132	087130	056192	056206
.030	.030	0.8	V-Grooved	046780	053695	056192	056206
.035	.035	0.9	V-Grooved	046781	053700	056192	056206
.035 and 3/64	.035/.045	0.9/1.2	V-Grooved	2270611	189285 ¹	056193	056207
.045	.045	1.2	V-Grooved	046782	053697	056193	056207
.052	.052	1.3	V-Grooved	046783	053698	056193	056207
1/16	.062	1.6	V-Grooved	046784	053699	056195	056209
.035	.035	0.9	U-Grooved	044750	072000	289021 (293928)	289020 (293928)
3/64	.047	1.2	U-Grooved	046785	053701	289021 (293932)	289019 (293932)
.035 and 3/64	.035 and .045	1.9 and 1.2	U-Grooved	244293	232826	289021 (293929)	289019 & 289020 (293929)
.052	.052	1.3	U-Grooved	—	053702	221912	058837
1/16	.062	1.6	U-Grooved	046787	053706	289021 (293930)	289018 (293930)
5/64	.079	2.0	U-Grooved	—	053704	056195	056209
3/32	.094	2.4	U-Grooved	—	053703	056196	056210
7/64	.110	2.8	U-Grooved	—	053705	056196	056210
1/8	.126	3.2	U-Grooved	151043	053707	056197	056211
.035	.035	0.9	V-Knurlled	046792	132958	056192	056206
.045	.045	1.2	V-Knurlled	046793	132957	056193	056207
.052	.052	1.3	V-Knurlled	046794	132956	056193	056207
1/16	.062	1.6	V-Knurlled	046795	132955	056195	056209
5/64	.079	2.0	V-Knurlled	046796	132960	056195	056209
3/32	.094	2.4	V-Knurlled	294490	132961	229919	056210
7/64	.110	2.8	V-Knurlled	—	132962	056196	056210
1/8	.126	3.2	V-Knurlled	—	132963	056197	056211
.045	.045	1.2	U-Cogged	—	083489	056193	056207
.052	.052	1.3	U-Cogged	—	083490	056193	056207
1/16	.062	1.6	U-Cogged	—	053708	056195	056209
5/64	.079	2.0	U-Cogged	—	053710	056195	056209
3/32	.094	2.4	U-Cogged	—	053709	056196	056210
7/64	.110	2.8	U-Cogged	—	053711	056196	056210
1/8	.126	3.2	U-Cogged	—	053712	056197	056211

¹Dual-size reversible V-groove drive roll (one .035 and one .045 in groove)

All Other Models, Nylon Guides (For Feeding Aluminum Wire)


Wire Diameter	Inlet Guide #	Intermediate Guide #
.035-3/64 in (0.9-1.2 mm)	058854	058853
1/16 in (1.6 mm)	058836	058837
.023-.052 in (0.6-1.3 mm)	221912	233843

Millermatic® 355 & Intellx Feeder Nylon Guides (For Feeding Aluminum Wire)

Wire Diameter	Inlet Guide and Intermediate Guide Kits
.035 in (0.9 mm)	293928
3/64 in (1.2 mm)	293929
1/16 in (1.6 mm)	293930

Note: Each drive roll kit contains 4 Drive Rolls, 1 Inlet Guide, and 1 Intermediate Guide.
Note: U-Groove drive rolls are recommended when feeding aluminum wire.

DRIVE ROLLS



Types of drive rolls based on recommended usage:

1. V-Grooved rolls for hard wire.
2. U-Grooved rolls for soft and soft shelled cored wires.
3. U-Cogged rolls for extremely soft shelled wires.
4. V-Knurled rolls for hard shelled cored wires.
5. Drive roll types may be mixed to suit particular requirement (example: V-Knurled roll in combination with U-Grooved).

62 series feeders, Pipe Pro 12 RC (2 roll kits)

64/74 series feeder, Pipe Pro Single, Pipe Pro Single DX, Pipe Pro Dual DX, Pipe Worx 400 and all Axxess Feeders (4 roll kits), Continuum Feeders

2 and 4 Drive Roll Systems

Wire Diameter			Drive Rolls				Wire Guide		
Fraction (in)	Decimal (in)	Metric (mm)	Type	2 Roll Kit #	4 Roll Kit #	Individual Part #	Inlet #	Intermediate #	Antiwear #
.023-.025	.023-.025	0.6	V-Grooved	151030	151024	087130	150993	149518	045233
.030	.030	0.8	V-Grooved	—	151025	053695	150993	149518	045233
.035	.035	0.9	V-Grooved	151032	151026	053700	150993	149518	045233
.035 and 3/64	.035/.045	0.9/1.2	V-Grooved	1903001	2095331	189285 ¹	150994	149519	045233
.040	.040	1.0	V-Grooved	—	161190	053696	150993	149518	045233
.045	.045	1.2	V-Grooved	151033	151027	053697	150994	149519	045233
.052	.052	1.3	V-Grooved	151034	151028	053698	150994	149519	045233
1/16	.062	1.6	V-Grooved	—	151029	053699	150995	149520	045233
.035	.035	0.9	U-Grooved	151044	151036	072000	150993	149518	045233
.035	.035	0.9	Polished U-Grooved	—	265255	251587	289021 (293931)	242417 & 289020 (293931)	
.035 and 3/64	.035/.045	1.9/1.2	U-Grooved	—	244293	232826	289021 (293929)	289019 & 289020 (293929)	
.045	.045	1.2	U-Grooved	151045	151037	053701	150994	149519	045233
3/64	.047	1.2	Polished U-Grooved	—	265256	053701	289021 (293932)	289019 (293932)	
.052	.052	1.3	U-Grooved	—	—	053702	150994	149519	045233
1/16	.062	1.6	U-Grooved	151047	151039	053706	150995	149520	045233
1/16	.062	1.3	Polished U-Grooved	—	265257	251647	289021 (293933)	205937 & 289018 (293933)	
5/64	.079	2.0	U-Grooved	—	—	053704	150995	149520	045233
3/32	.094	2.4	U-Grooved	—	151041	053703	150996	149521	045233
7/64	.110	2.8	U-Grooved	—	—	053705	150996	149521	045233
1/8	.126	3.2	U-Grooved	—	151043	053707	150997	149522	045233
.035	.035	0.9	V-Knurled	151061	151052	132958	150993	149518	045233
.045	.045	1.2	V-Knurled	151062	151053	132957	150994	149519	045233
.052	.052	1.3	V-Knurled	—	151054	132956	150994	149519	045233
1/16	.062	1.6	V-Knurled	151064	151055	132955	150995	149520	045233
.068-.072	.068-.072	1.8	V-Knurled	151065	151056	132959	150995	149520	045233
5/64	.079	2.0	V-Knurled	151066	151057	132960	150995	149520	045233
3/32	.094	2.4	V-Knurled	151067	151058	132961	150996	149521	045233
7/64	.110	2.8	V-Knurled	—	151059	132962	150996	149521	045233
1/8	.126	3.2	V-Knurled	—	151060	132963	150997	149522	045233
.045	.045	1.2	U-Cogged	—	151070	083489	150994	149519	045233
.052	.052	1.3	U-Cogged	—	—	083490	150994	149519	045233
1/16	.062	1.6	U-Cogged	—	151072	053708	150995	149520	045233
5/64	.079	2.0	U-Cogged	—	—	053710	150995	149520	045233
3/32	.094	2.4	U-Cogged	—	—	053709	150996	149521	045233
7/64	.110	2.8	U-Cogged	—	—	053711	150996	149521	045233
1/8	.126	3.2	U-Cogged	—	—	053712	150997	149522	045233

Dual-size reversible V-Groove drive roll (one .035 and one .045 in groove)

60 & 70 Series Nylon Guides (For Feeding Aluminum Wire)

Wire Diameter	Inlet Guide #	Intermediate Guide #
3/64 in (1.2 mm)	151203	151204
1/16 in (1.6 mm)	151205	151206

Note: Each drive roll kit contains 2 or 4 Drive Rolls, 1 Inlet Guide, 1 Intermediate Guide, and 045233 kit with 045127 Antiwear Guide with 604612 Setscrew 8-32 x .125.

Note: U-Groove drive rolls are recommended when feeding aluminum wire.



Single Drive Roll Systems

	V-Groove	V-Groove	V-Groove	V-Groove	V-Knurl	V-Knurl	V-Knurl	Inlet Wire
Machine	.023/.024 (0.6 mm)	.030 (0.8 mm)	.035 (0.9 mm)	.045 (1.2 mm)	.030 (0.8 mm)	.035 (0.9 mm)	.045 (1.2 mm)	Guide
SideKick®/SideKick™ XL	090423	090423	090423	—	119028	119028	127229	058549
Cricket®/Cricket™ XL	119028	119028	—	—	119028	119028	—	058549
Millermatic® 90/130/Challenger	119028	119028	—	—	119028	119028	—	058549
Millermatic® 130 XP	090423	090423	090423	—	119028	119028	—	058549
Millermatic® 150/185	090423	090423	090423	—	119028	119028	127229	058549
Millermatic® Challenger™172	090423	090423	090423	—	119028	119028	127229	058549
Millermatic® Passport™/ Passport™ Plus 135/140/175/180/211/211 Pro	202925	202925	202925	—	202926	202926	202926	058549
Millermatic® 125 Hobby/141/190/211/211 Pro standard drive ¹	261157	261157	261157	—	261157	261157	—	261151
Multimatic® 200, 215, 215 Pro, 220 AC/DC standard drive rolls ¹	261157	261157	261157	—	261157	261157	—	261151

¹Optional Drive Rolls V-Groove .023/.024(0.6mm), .030(0.8mm) and .035(0.9mm) 220179; V-Knurl .030(0.8mm), .035(0.9mm) and .045(1.2mm) 202926; Inlet Wire 261151

XR Controls Drive Rolls Polished U-Groove

Machine	268847	268847	268848	268849	268850
XR/XR-S/XR-D	.030 in. (.76 mm)	.035 in. (.89 mm)	.040 in. (1.02 mm)	.047 in. (1.19 mm)	.062 in. (1.58 mm)

Note: Each Drive Roll Kit includes 1 Drive Roll, 1 Drive Idler, 2 Washers and 1 Screw.

Spoolgun Drive Rolls

	V-Knurl	V-Knurl	V-Knurl	U-Knurl	Inlet Wire
Spoolguns	.030 in. (0.8 mm)	.035 in. (0.9 mm)	.045 in. (1.2 mm)	.062 in. (1.6 mm)	Guide
Spoolmate™ 100/150/185/3035	186413	186413	—	—	186410
Spoolmate™ 200/3545	186413	186413	199396	—	186410
Spoolmate® 15A/30A	136135	136135	136135	136135	132521
Spoolmate® 15A/30A	183357	183357	183358	183358	132521
Spoolmate® 1, 2, 3	053131	053131	053131	053131	058549
XR™-15/XR™-30	053131	053131	053131	053131	on conduit
XR™-A /XR™-W Pistol	136135	136135	136135	136135	on conduit
XR™-A /XR™-W Pistol	183357	183357	183358	183358	on conduit
XR™-Edge	194114	194115	194116	194117	on conduit
XR™ Aluma-Pro™	227434	227434	227434	227434	227408
XR™ Aluma-Pro™ Lite	254756	254756	254756	254756	227408
XR™ Aluma-Pro™ Plus	227434	227434	227434	227434	227408

SubArc Drive Rolls

Machine	Part #	Description	Wire Sizes
RAD-400, RAD-400T, RAD-780	132955	V-K Groove Drive Roll	1/16 in. (.062 in. - 1.6 mm)
	132960	V-K Groove Drive Roll	5/64 in. (.79 in. - 2.0 mm)
	132961	V-K Groove Drive Roll	3/32 in. (.094 in. - 2.4 mm)
	132962	V-K Groove Drive Roll	7/64 in. (.110 in. - 2.8 mm)
	132963	V-K Groove Drive Roll	1/8 in. (.125 in. - 3.2 mm)
	193700	V-K Groove Drive Roll	5/32 in. (.156 in. - 4.0 mm)
	193701	V-K Groove Drive Roll	3/16 in. (.188 in. - 4.8 mm)

Engine Tune-Up Components

Engine Drive	Engine Model	Engine Tune-Up Kit #	Oil Filter #	Air Filter #	Air Filter Pre Cleaner #	Air Filter (Safety Element) #
Big 40 [®]	Continental F-163	—	061760	017309	—	—
Big 40 [®] Diesel	Continental TMD-20	—	064983	020319	—	—
Big 40 [®] Diesel (CAT)	Caterpillar 3024C/C2.2	246985	202166	192938	—	192939
Big 40 [®] G	Continental TM-20	—	114559	017309	—	—
Big 50 [®] Diesel (Prior to JK718458)	Continental TMD-27	—	064983	020319	—	—
Big 50 [®] Diesel (Eff. with JK718458)	Continental TMD-27	—	064983	020319	—	—
Big Blue [®] 251D (Prior to KF846844)	Deutz F3L1011	—	—	—	—	—
Big Blue [®] 251D (Eff. with KF846844)	Deutz F3L1011	—	067265	—	—	—
Big Blue [®] 251D (Eff. with LA153592)	Deutz F3L1011	—	067265	197676	—	197679
Big Blue [®] 300 Pro	Perkins 403C-15	—	197899	197676	—	197679
	Caterpillar C1.5	246987	202166	197676	—	197679
	Deutz 2008	246986	228778 (246986)	197676	—	197679
	Mitsubishi-S4L2	252782	242882	197676	—	—
Big Blue [®] 302D	Deutz F3L1011	—	067265	192938	—	192939
Big Blue [®] 302P	Perkins 104.22	—	197899	192938	—	192939
Big Blue [®] 350 PipePro [®] (Prior to MA 250132E)	Mitsubishi-S4L2	252782	242882	197676	—	197679
Big Blue [®] 350 PipePro [®] (Eff. s/n MA250132)	Mitsubishi-S4L2	252782	242882	197676	—	197679
Big Blue [®] 350 PipePro [®]	Caterpillar C1.5	246987	202166	197676	—	197679
Big Blue [®] 400 Pro	Kubota V1505	253901	196428	197676	—	197679
Big Blue [®] 400 Pro/PipePro [®]	Caterpillar C1.5T	274427	202166	197676	—	197679
	Caterpillar C1.5	262459	202166	197676	—	197679
	Mitsubishi S4L2	252782	242882	197676	—	197679
Big Blue [®] 400/500 ECO Pro	Mitsubishi-S4L2	252782	242882	197676	—	197679
Big Blue [®] 400D	Deutz F3L2011	246988	067265	192938	—	192939
	Perkins 404.22	246985	197899	192938	—	192939
	Deutz F3L912	—	064677	020319	—	—
Big Blue [®] 402D/502D/602D	Deutz F4L1011	—	067265	192938	—	192939
	Deutz F3L912	—	064677	192938	—	192939
Big Blue [®] 402P/502P/602P	Perkins 3.152	—	192936	192938	—	192939
Big Blue [®] 450 Duo CST [™]	Mitsubishi S4L2	252782	242882	197676	—	197679
Big Blue [®] 500 Pro	Kubota V2403	273293	273287 (273293)	273283	—	273284
Big Blue [®] 500 Pro (Deutz) ⁴	Deutz 2.9L4	262459	067265	192938	—	192939
Big Blue [®] 500X	Deutz F3L912	246989	064677	192938	—	192939
	Deutz F4L2011	246988	067265	192938	—	192939
	Perkins 404.22T	246985	197899	192938	—	192939
Big Blue [®] 600 Pro	Kubota V2403	273293	273287 (273293)	273283	—	273284
Big Blue [®] 600 Pro AirPak [™] (Deutz) ⁴	Deutz 2.9L4	262459	067265	192938	—	192939
Big Blue [®] 600D	Deutz F4L912	—	064677	020319	—	—
Big Blue [®] 700 Dual Pro ²	Deutz F4L2011	246988	067265	192938	—	192939
Big Blue [®] 800 Duo Pro	Deutz TD2.94L4	262459	067265	192938	—	192939
Big Blue [®] 800 Duo Pro AirPak [™]	Deutz TD2.9L4	262459	067265	192939	—	192939
Big Blue [®] 800 Duo AirPak [™] (Deutz)	Deutz 2.9L4	262459	—	—	—	—
Big Blue [®] AirPak ^{™1}	Deutz BF4M 2011	246988	067265	192938	—	192939
Big Blue [®] Turbo	Deutz BF4M 2011	246988	067265	192938	—	192939

¹Prior to serial number LB043908 use 020319. Effective with serial number LB043908 use 192938.

²Effective with serial number LB043908 use 192939.

⁴D=GP 24; DPlus=GP 58.

⁵G=GP U1; GPlus=GP 58.

⁷250=GP 24; 251=GP 58.



Engine Tune-Up Components

Engine Drive	Engine Model	Fuel Filter (Primary) #	Fuel Filter (Secondary) #	Battery	Spark Plug	Compressor Tune-Up Kit
Big 40*	Continental F-163	—	—	GP 24	—	—
Big 40* Diesel	Continental TMD-20	192744	—	GP 24	—	—
Big 40* Diesel (CAT)	Caterpillar 3024C/C2.2	192744	202167	GP 24	—	—
Big 40* G	Continental TM-20	047420	—	GP 24	—	—
Big 50* Diesel (Prior to JK718458)	Continental TMD-27	062342	—	GP 24	—	—
Big 50* Diesel (Eff. with JK718458)	Continental TMD-27	192744	—	GP 24	—	—
Big Blue® 251D (Prior to KF846844)	Deutz F3L1011	192744	066217	GP 55	—	—
Big Blue® 251D (Eff. with KF846844)	Deutz F3L1011	192744	066217	GP 55	—	—
Big Blue® 251D (Eff. with LA153592)	Deutz F3L1011	192744	066217	GP 55	—	—
Big Blue® 300 Pro	Perkins 403C-15	213858	197997	GP 55	—	—
	Caterpillar C1.5	213858	202167	GP 55	—	—
	Deutz 2008	213858	202167	GP 55	—	—
	Mitsubishi-S4L2	252781	213858	GP 55	—	—
Big Blue® 302D	Deutz F3L1011	192744	066217	GP 24	—	—
Big Blue® 302P	Perkins 104.22	192744	197997	GP 24	—	—
Big Blue® 350 PipePro® (Prior to MA 250132E)	Mitsubishi-S4L2	213858	242881 (244711)	GP 55	—	—
Big Blue® 350 PipePro® (Eff. s/n MA250132)	Mitsubishi-S4L2	213858	252781	GP 55	—	—
Big Blue® 350 PipePro®	Caterpillar C1.5	—	202167	GP 55	—	—
Big Blue® 400 Pro	Kubota V1505	207715	—	BCI 35 or 55	—	—
Big Blue® 400 Pro/PipePro®	Caterpillar C1.5T	273865	217687	BCI 35 or 55	—	—
	Caterpillar C1.5	213858	202167	GP 35	—	—
	Mitsubishi S4L2	213858	252781	BCI 35 or 55	—	—
Big Blue® 400/500 ECO Pro	Mitsubishi-S4L2	213858	252781	BCI 35 or 55	—	—
Big Blue® 400D	Deutz F3L2011	192744	066217	GP 24	—	—
	Perkins 404.22	192744	197997	GP 24	—	—
	Deutz F3L912	062342	064686	GP 24	—	—
Big Blue® 402D/502D/602D	Deutz F4L1011	192744	066217	GP 24	—	—
	Deutz F3L912	192744	064686	GP 24	—	—
Big Blue® 402P/502P/602P	Perkins 3.152	192744	192937	GP 24	—	—
Big Blue® 450 Duo CST ¹	Mitsubishi S4L2	213858	252781	GP 35	—	—
Big Blue® 500 Pro	Kubota V2403	273285	273286	BCI 31	—	—
Big Blue® 500 Pro (Deutz) ⁴	Deutz 2.9L4	255764	255765	GP 31	—	—
Big Blue® 500X	Deutz F3L912	192744	064686	GP 24	—	—
	Deutz F4L2011	192744	066217	GP 24	—	—
	Perkins 404.22T	192744	197997	GP 24	—	—
Big Blue® 600 Pro	Kubota V2403	273285	273286	GP 31	—	—
Big Blue® 600 Pro AirPak [™] (Deutz) ⁴	Deutz 2.9L4	225764	255765	GP 31	—	279121
Big Blue® 600D	Deutz F4L912	062342	064686	GP 24	—	—
Big Blue® 700 Dual Pro2	Deutz F4L2011	192744	066217	GP 24	—	—
Big Blue® 800 Duo Pro	Deutz TD2.94L4	255764	255765	GP 31	—	—
Big Blue® 800 Duo Pro AirPak [™]	Deutz TD2.9L4	255754	255765	GP 31	—	—
Big Blue® 800 Duo Pro AirPak [™] (Deutz)	Deutz 2.9L4	—	—	GP 31	—	279121
Big Blue® AirPak [™] 1	Deutz BF4M 2011	192744	066217	GP 24	—	279121
Big Blue® Turbo	Deutz BF4M 2011	192744	066217	GP 24	—	—

¹Prior to serial number LB043908 use 020319. Effective with serial number LB043908 use 192938.

²Effective with serial number LB043908 use 192939.

⁴D=GP 24; DPlus=GP 58.

⁵G=GP U1; GPlus=GP 58.

⁷250=GP 24; 251=GP 58.

Engine Tune-Up Components

Engine Drive	Engine Model	Engine Tune-Up Kit #	Oil Filter #	Air Filter #	Air Filter Pre Cleaner #	Air Filter (Safety Element) #
Blue Charger™	Onan Performer P218	137046	065251	064617	065653	—
Blue Charger™ NT	Onan Performer P218	137046	065251	064617	065653	—
Blue Star® 145	Kohler/Rehiko CS10TG	221581	—	221579	221580	—
Blue Star® 145 DX	Kohler/Rehiko CS10STG	221584	—	221582	221583	—
	Yamaha MZ300	258078	—	258077	264325	—
Blue Star® 185	Honda GX390	220305	—	22030312	—	—
Blue Star® 185 (ME330051R)	Kohler/Rehiko CH440	268469	—	268468	—	—
Blue Star® 185 DX	Kohler/Rehiko CS12STG	221584	—	221582	221583	264325
	Yamaha MZ360	258078	—	258077	—	—
Blue Star® 3500	Honda GX270	220305	—	220303	—	—
	Kohler/Rehiko Command CS8.5TG	—	—	203952	203954	—
Blue Star® 6000	Honda GX390	220305	—	220303	—	—
	Kohler/Rehiko Command CS12STG	—	—	203952	203954	—
Bobcat™ 200 AirPak™	Kohler/Rehiko CH730 with eChoke™	230015	066698	230016	230017	—
	Kohler/Rehiko EFI ECH730	284119	066698	284123	284122	—
Bobcat™ 200 AirPak™ Diesel	Kubota D722	284101	187443	187441	—	—
Bobcat™ 225 NT	Kohler/Rehiko Command CH18/CH20	180096	066698	067272	067273	—
	Onan Performer P-216	137046	065251	064617	065653	—
	Onan Performer P-220	137046	065251	064617	065653	—
	Onan Performer OHV220/Robin	199062	198754	198755	With Air Filter	—
Bobcat™ 225/250 (Front Engine)	Kohler/Rehiko Command CH730	230015	066698	230016	230017	—
	Kohler/Rehiko CH730LP	257838	066698	067272	—	—
	Subaru EH65	199062	198754	198755	With Air Filter	—
Bobcat™ 225/250 (Rear Engine)	Kohler/Rehiko Command CH23/CH680	230015	066698	230016	230017	—
	Kohler/Rehiko Command CH20	180096	066698	067272	067273	—
	Kohler/Rehiko Command CH730LP	180096	066698	067272	067273	—
	Robin EH 64/65	199062	198754	198755	With Air Filter	—
Bobcat™ 225/260 w/Remote Start/Stop	Kohler/Rehiko Command CH730 with eChoke™	230015	066698	230016	230017	—
Bobcat™ 225D/225D Plus	Deutz/Rugg. MD-151	—	—	—	—	—
Bobcat™ 225G/225G Plus	Onan Performer P-216	137046	065251	064617	065653	—
Bobcat™ 225G Plus	Kohler/Rehiko Command CH18	180096	066698	067272	067273	—
Bobcat™ 230 / 3 Phase	Kohler/Rehiko CH730-3343	284083	066698	230016	230017	—
Bobcat™ 250 NT	Kohler/Rehiko Command CH20	180096	066698	067272	067273	—
	Onan Performer P-220	137046	065251	064617	065653	—
	Onan Performer OHV220/Robin	199062	198754	198755	With Air Filter	—
Bobcat™ 250 D NT	Kubota D722FB-25	206421	187443	187441	—	—
Bobcat™ 250 Diesel	Kubota D722FB-25	206421	187443	187441	—	—
Bobcat™ 250 Diesel (MD210321R)	Kubota D722	259935	187443	258349	—	—
Bobcat™ 250EFI (Front Engine)	Kohler/Rehiko Command ECH730	246115	066698	230016	230017	—
Bobcat™ 250EFI (Rear Engine)	Kohler/Rehiko Command ECH730	246115	066698	230016	230017	—
Bobcat™ 260 Diesel w/Remote Start/Stop	Kubota D722	259935	187443	258349	—	—
Bobcat™ 260 EFI w/Remote Start/Stop	Kohler/Rehiko Command ECH730	284083	066698	230016	230017	—
Bobcat™ 260 LP	Kohler/Rehiko Command CH730LP	252838	066698	067272	067273	—
Bobcat™ 265	Kohler/Rehiko CH730-3342	284083	066698	230016	230017	—
Bobcat™ 265 AirPak™	Kohler/Rehiko ECH-749	294669	066698	284123	284122	—
Bobcat™ 265LP	Kohler/Rehiko CH730-0228	252838	066698	067272	067273	—
Bobcat™ 3 Phase (Front Engine)	Kohler/Rehiko Command CH23/CH680	230015	066698	230016	230017	—
Bobcat™ 3 Phase (Rear Engine)	Kohler/Rehiko Command CH730	230015	066698	230016	230017	—

¹Prior to serial number LB043908 use 020319. Effective with serial number LB043908 use 192938.

²Effective with serial number LB043908 use 192939.

⁴D=GP 24; DPlus=GP 58.

⁵G=GP U1; GPlus=GP 58.

⁷250=GP 24; 251=GP 58.



Engine Tune-Up Components

Engine Drive	Engine Model	Fuel Filter (Primary) #	Fuel Filter (Secondary) #	Battery	Spark Plug	Compressor Tune-Up Kit
Blue Charger™	Onan Performer P218	237857	—	GP 58	065709	—
Blue Charger™ NT	Onan Performer P218	237857	—	GP 58	065709	—
Blue Star® 145	Kohler/Rehiko CS10TG	—	—	—	203960	—
Blue Star® 145 DX	Kohler/Rehiko CS10STG	264297	—	GP U1	203960	—
	Yamaha MZ300	264297	—	GP U1	203960	—
Blue Star® 185	Honda GX390	—	—	—	190108	—
Blue Star® 185 (ME330051R)	Kohler/Rehiko CH440	246110	—	GP U1	268467	—
Blue Star® 185 DX	Kohler/Rehiko CS12STG	—	—	GP U1	203960	—
	Yamaha MZ360	264297	—	GP U1	203960	—
Blue Star® 3500	Honda GX270	—	—	—	190108	—
	Kohler/Rehiko Command CS8.5TG	—	—	—	203960	—
Blue Star® 6000	Honda GX390	—	—	—	190108	—
	Kohler/Rehiko Command CS12STG	—	—	—	203960	—
Bobcat™ 200 AirPak™	Kohler/Rehiko CH730 with eChoke™	215984	—	Group 51R	067007	275644
	Kohler/Rehiko EFI ECH730	246112	—	Group 51R	067007	275644
Bobcat™ 200 AirPak™ Diesel	Kubota D722	259934	213858	Group 51R	—	275644
Bobcat™ 225 NT	Kohler/Rehiko Command CH18/CH20	215984	—	GP 58	067007	—
	Onan Performer P-216	237857	—	GP 58	065709	—
	Onan Performer P-220	237857	—	GP 58	065709	—
	Onan Performer OHV220/Robin	237857	—	GP 58	198777	—
Bobcat™ 225/250 (Front Engine)	Kohler/Rehiko Command CH730	215984	—	GP 58	067007	—
	Kohler/Rehiko CH730LP	—	—	GP 58	067007	—
	Subaru EH65	237857	—	GP 58	198777	—
Bobcat™ 225/250 (Rear Engine)	Kohler/Rehiko Command CH23/CH680	215984	—	GP 58	067007 (2)	—
	Kohler/Rehiko Command CH20	215984	—	GP 58	067007 (2)	—
	Kohler/Rehiko Command CH730LP	252837	—	GP 58	067007 (2)	—
	Robin EH 64/65	237857	—	GP 58	198777	—
Bobcat™ 225/260 w/Remote Start/Stop	Kohler/Rehiko Command CH730 with eChoke™	215984	—	GP 58	067007 (2)	—
Bobcat™ 225D/225D Plus	Deutz/Rugg. MD-151	—	—	—	—	—
Bobcat™ 225G/225G Plus	Onan Performer P-216	257837	—	(See note 5)	065709	—
Bobcat™ 225G Plus	Kohler/Rehiko Command CH18	215984	—	GP 58	067007 (2)	—
Bobcat™ 230 / 3 Phase	Kohler/Rehiko CH730-3343	283614	—	GP 26	067007	—
Bobcat™ 250 NT	Kohler/Rehiko Command CH20	215984	—	GP 58	067007 (2)	—
	Onan Performer P-220	237857	—	GP 58	065709	—
	Onan Performer OHV220/Robin	237857	—	GP 58	198777	—
Bobcat™ 250 D NT	Kubota D722FB-25	187442	213858	GP 58	—	—
Bobcat™ 250 Diesel	Kubota D722FB-25	187442	213858	GP 58	—	—
Bobcat™ 250 Diesel (MD210321R)	Kubota D722	259934	213858	GP 58	—	—
Bobcat™ 250EFI (Front Engine)	Kohler/Rehiko Command ECH730	246110	246112	GP 58	067007 (2)	—
Bobcat™ 250EFI (Rear Engine)	Kohler/Rehiko Command ECH730	246110	246112	GP 58	067007 (2)	—
Bobcat™ 260 Diesel w/Remote Start/Stop	Kubota D722	259934	213858	GP 58	—	—
Bobcat™ 260 EFI w/Remote Start/Stop	Kohler/Rehiko Command ECH730	283614	—	GP 58	067007 (2)	—
Bobcat™ 260 LP	Kohler/Rehiko Command CH730LP	252837	—	GP 58	067007 (2)	—
Bobcat™ 265	Kohler/Rehiko CH730-3342	283614	—	GP 26	067007	—
Bobcat™ 265 AirPak™	Kohler/Rehiko ECH-749	283614	—	GP 51R	067007	275644
Bobcat™ 265LP	Kohler/Rehiko CH730-0228	252837	—	GP 26	067007	—
Bobcat™ 3 Phase (Front Engine)	Kohler/Rehiko Command CH23/CH680	215984	—	GP 58	067007 (2)	—
Bobcat™ 3 Phase (Rear Engine)	Kohler Command CH730	215984	—	GP 58	067007 (2)	—

¹Prior to serial number LB043908 use 020319.

²Effective with serial number LB043908 use 192938.

³Effective with serial number LB043908 use 192939.

⁴D=GP 24; DPlus=GP 58.

⁵G=GP U1; GPlus=GP 58.

⁷250=GP 24; 251=GP 58.

Engine Tune-Up Components

Engine Drive	Engine Model	Engine Tune-Up Kit #	Oil Filter #	Air Filter #	Air Filter Pre Cleaner #	Air Filter (Safety Element) #
EnPak® A28	Kohler/Rehiko CH730-3220	230015	066698	230016	230017	—
EnPak® A30 Diesel	Kubota D722	284101	187443	187441	—	—
EnPak® A30 Gas	Kohler/Rehiko ECH730-3084	284119	066698	284123	284122	—
EnPak® A60	Kubota D902	262701	187443	187441	—	—
Enpak® A60GB/GBH/GBW/GBHW	Kubota D902Turbo	284101	187443	187441	—	202102
EnPak® Mechanic Series	Kubota D1105	249288	196428	197676	—	—
Fusion 160	Kohler/Rehiko CH440	268469	—	268468	—	—
Fusion 185	Kohler/Rehiko CH440-3170	268469	—	268468	—	—
HDI 265/325 AirPak™	—	—	—	—	—	—
Miller AirPak™	Deutz F4L912	—	064677	020319	—	—
Miller Du-Op™	Deutz F3L912/914	246989	249605	See note 1	—	See note 2
Miller Legend®	Onan Performer P-218	137046	065251	064617	065653	—
Miller Legend® 301 G/302	Kohler/Rehiko Command CH23	230015	066698	230016	230017	—
	Kohler/Rehiko Command CH20	180096	066699	067272	067273	—
Miller Legend® NT	Onan Performer P-218	137046	065251	064617	065653	—
PipePro® 304	Kubota DH905/1005	246990	196428	187441	—	202102
PRO 300	Catapillar 3013C/C1.5	246987	202166	197676	—	197679
Renegade™ 180	Kohler/Rehiko 8.5, CS10, 12.0	221581	—	221579	221580	—
Trailblazer® 250G/251	Onan Performer P-220	137046	065251	064617	065653	—
Trailblazer® 251NT	Onan Performer P-220	137046	065251	064617	065653	—
Trailblazer® 275 DC/302	Kohler/Rehiko Command CH23	230015	066698	230016	230017	—
	Kohler/Rehiko Command CH20/CH730	180096	066698	067272	067273	—
	Kohler/Rehiko Command CH23/CH680	230015	066698	230016	230017	—
	Robin EH 64/65	199062	198754	198755	With Air Filter	—
Trailblazer® 275 DC/302 EFI	Kohler/Rehiko Command ECH730	246115	066698	230016	230017	—
Trailblazer® 275/325	Kohler/Rehiko Command CH730 w/e-gov	230015	066698	230016	230017	—
	Kohler/Rehiko Command CH730LP w/e-gov	252838	066698	067272	067273	—
Trailblazer® 275/325 EFI	Kohler/Rehiko Command ECH730 w/e-gov	246115	066698	230016	230017	—
Trailblazer® 280 NT	Kohler/Rehiko Command CH20	180096	066698	067272	067273	—
	Onan Performer P-220	180096	066698	067272	067273	—
Trailblazer® 300 D NT/301 D	Kubota D722FB-25	206421	187443	187441	—	—
Trailblazer® 301 G	Onan Performer P-220	137046	065251	064617	065653	—
	Onan Performer OHV220/Robin	199062	198754	198755	With Air Filter	—
Trailblazer® 302 AirPak™	Kohler/Rehiko CH750	238743	066698	238744	238745	—
Trailblazer® 302 Diesel	Kubota D722FB-25	206421	187443	187441	—	—
Trailblazer® 325 Diesel	Kubota D902	259935	187443	258349	—	—
Trailblazer® 330 Airpak™	Kohler/Rehiko ECH-749	294669	066698	284123	284122	—
Trailblazer® 330 Carb	Kohler/Rehiko CH730-3346	284083	066698	230016	230017	—
Trailblazer® 330 EFI	Kohler/Rehiko ECH730-3096	284083	066698	230016	230017	—
Trailblazer® 330 Diesel	Kubota D902-E4B-MLR-3	259935	187443	258349	—	—
Trailblazer® DC/301 G	Kohler/Rehiko Command CH20	180096	066698	067272	067273	—
Trailblazer® Pro 350	Kubota DH905/1005	246990	196428	187441	—	202102
Wildcat® 200	Subaru Ex 40	240585	—	240597	—	—

¹Prior to serial number LB043908 use 020319. Effective with serial number LB043908 use 192938.

²Effective with serial number LB043908 use 192939.

³D=GP 24; DPlus=GP 58.

⁴G=GP U1; GPlus=GP 58.

⁵250=GP 24; 251=GP 58.



Engine Tune-Up Components

Engine Drive	Engine Model	Fuel Filter (Primary) #	Fuel Filter (Secondary) #	Battery	Spark Plug	Compressor Tune-Up Kit
EnPak® A28	Kohler/Rehiko CH730-3220	215984	—	BCI 51R	067007 (2)	275644
EnPak® A30 Diesel	Kubota D722	259934	—	BCI 51R	—	275644
EnPak® A30 Gas	Kohler/Rehiko ECH730-3084	246112	—	BCI 51R	067007 (2)	275644
EnPak® A60	Kubota D902	259934	—	—	—	279123
Enpak® A60GB/GBH/GBW/GBHW	Kubota D902Turbo	259934	265939	—	—	279123
EnPak® Mechanic Series	Kubota D902	207715	213858	—	—	235202
Fusion 160	Kohler/Rehiko CH440	246110	—	GP U1	268467	—
Fusion 185	Kohler/Rehiko CH440-3170	246110	—	GP U1	268467	—
HDI 265/325 AirPak™	—	—	—	—	—	279123
Miller AirPak™	Deutz F4L912	062342	064686	BCI 31	—	—
Miller Du-Op™	Deutz F3L912/914	192744	249606	GP 24	—	—
Miller Legend®	Onan Performer P-218	237857	—	GP 58	—	—
Miller Legend® 301G/302	Kohler/Rehiko Command CH23	215984	—	GP 58	067007(2)	—
	Kohler/Rehiko Command CH20	215984	—	GP 58	067007(2)	—
Miller Legend® NT	Onan Performer P-218	237857	—	GP 58	—	—
PipePro® 304	Kubota DH905/1005	237857	192744	GP 55	—	—
PRO 300	Catpillar 3013C/C1.5	213858	202167	GP 55	—	—
Renegade™ 180	Kohler/Rehiko 8.5, CS10, 12.0	—	—	—	264325	—
Trailblazer® 250G/251	Onan Performer P-220	237857	—	See note 7	—	—
Trailblazer® 251NT	Onan Performer P-220	237857	—	BCI 58	—	—
Trailblazer® 275 DC/302	Kohler/Rehiko Command CH23	215984	—	GP 58	067007 (2)	—
	Kohler/Rehiko Command CH20/ CH730	215984	—	GP 58	067007 (2)	—
	Kohler/Rehiko Command CH23/ CH680	215984	—	GP 58	067007 (2)	—
	Robin EH 64/65	215984	—	GP 58	—	—
Trailblazer® 275 DC/302 EFI	Kohler/Rehiko Command ECH730	246112	246110	GP 58	—	—
Trailblazer® 275/325	Kohler/Rehiko Command CH730 w/e-gov	215984	—	GP 58	067007 (2)	—
	Kohler/Rehiko Command CH730LP w/e-gov	—	—	GP 58	067007 (2)	—
Trailblazer® 275/325 EFI	Kohler/Rehiko Command ECH730 w/e-gov	246112	246110	GP 58	067007 (2)	—
Trailblazer® 280 NT	Kohler/Rehiko Command CH20	215984	—	GP 58	067007 (2)	—
	Onan Performer P-220	215984	—	GP 58	067007 (2)	—
Trailblazer® 300 D NT/301D	Kubota D722FB-25	213858	187442	GP 58	—	—
Trailblazer® 301G	Onan Performer P-220	237857	—	GP 58	137046 (2)	—
	Onan Performer OHV220/Robin	215984	—	GP 58	—	—
Trailblazer® 302 AirPak™	Kohler/Rehiko CH750	215985	—	GP 51R	238746 (2)	279120
Trailblazer® 302 Diesel	Kubota D722FB-25	187442	213858	GP 58	—	—
Trailblazer® 325 Diesel	Kubota D902	259934	213858	GP 58	—	—
Trailblazer® 330 Airpak™	Kohler/Rehiko ECH-749	283614	—	GP 51R	067007	275644
Trailblazer® 330 Carb	Kohler/Rehiko CH730-3346	283614	—	GP 26	067007	—
Trailblazer® 330 EFI	Kohler/Rehiko ECH730-3096	283614	—	GP 26	067007	—
Trailblazer® 330 Diesel	Kubota D902-E4B-MLR-3	259934	213858	GP 51R	—	—
Trailblazer® DC/301 G	Kohler/Rehiko Command CH20	215984	—	GP 58	067007 (2)	—
Trailblazer® Pro 350	Kubota DH905/1005	237857	192744	GP 55	—	—
Wildcat® 200	Subaru Ex 40	241408	—	BCI U1	240598	—

¹Prior to serial number LB043908 use 020319. Effective with serial number LB043908 use 192938.

²Effective with serial number LB043908 use 192939.

⁴D=GP 24; DPlus=GP 58.

⁵G=GP U1; GPlus=GP 58.

⁷250=GP 24; 251=GP 58.

Miller® MIG Gun History

Model Name	Serial Number Effective	Original Gun Breakdown	Recommended Replacement Gun(s)	Amperage of Gun at 100% Duty Cycle	Wire Size	Replacement Gun Breakdown
Sidekick® XL/ Cricket® XL	All Serial Numbers	GA-16C	MDX™-100 10 ft part number 1770028	100A	.030-.035 in. (0.8-0.9 mm)	pg 28
Cricket® XL	All Serial Numbers	GA-16C1	M-100 W/Friction terminals, 10 ft part number 248282	100A	.030-.035 in. (0.8-0.9 mm)	pg 32
Sidekick® XL/ Cricket® XL/ Millermatic® 90	All Serial Numbers	GA-17C	MDX™-100 10 ft part number 1770028	100A	.030-.035 in. (0.8-0.9 mm)	pg 28
Millermatic® 120/130/150	All Serial Numbers	M-15	MDX™-100 10 ft part number 1770028	100A	.030-.035 in. (0.8-0.9 mm)	pg 28
Millermatic® 125	All Serial Numbers	M-80	MDX™-100 10 ft	100A	.023-.045 in. (0.6-1.1 mm)	pg 28
Millermatic® 130 XP	KK110539	M-10	MDX™-100 10 ft part number 1770028	100A	.030-.035 in. (0.8-0.9 mm)	pg 28
Millermatic® 135/140s/175/180/DVI™s/211	All Serial Numbers	M-10	MDX™-100 10 ft part number 1770028	100A	.030-.035 in. (0.8-0.9 mm)	pg 28
Millermatic® 141/190	All Serial Numbers	M-100	MDX™-100 10 ft part number 1770028	100A	.030-.035 in. (0.8-0.9 mm)	pg 28
Millermatic® Challenger™	All Serial Numbers	M-15	MDX™-100 10 ft part number 1770028	100A	.030-.035 in. (0.8-0.9 mm)	pg 28
Millermatic® Challenger® 172	KK118238	M-10	MDX™-100 10 ft part number 1770028	100A	.030-.035 in. (0.8-0.9 mm)	pg 28
Millermatic® 185	All Serial Numbers	M-15	MDX™-100 10 ft part number 1770028	100A	.030-.035 in. (0.8-0.9 mm)	pg 28
Millermatic® 200		M-25	MDX™-250 10 ft part number 1770035 MDX™-250 15 ft part number 1770037	250A	.030-.035 in. (0.8-0.9 mm)	pg 27
Millermatic® 210/212/250X/251/252	All Serial Numbers	M-25	MDX™-250 10 ft part number 1770035 MDX™-250 15 ft part number 1770037	250A	.030-.035 in. (0.8-0.9 mm)	pg 27
Millermatic® 211	All Serial Numbers	M-25	MDX™-100 10 ft part number 1770028	100A	.030-.035 in. (0.8-0.9 mm)	pg 28
Millermatic® 211 Pro	All Serial Numbers	MDX-100	MDX™-100 15 ft part number 1770029	100A	.030-.035 in. (0.8-0.9 mm)	pg 27
Millermatic® 250	KF851980	M-25	MDX™-250 10 ft part number 1770035 MDX™-250 15 ft part number 1770037	250A	.030-.035 in. (0.8-0.9 mm)	pg 27
Millermatic® Vintage	All Serial Numbers		MDX™-250 10 ft part number 1770035	250A	.030-.035 in. (0.8-0.9 mm)	pg 27
		M-25 pg 28	MDX™-250 15 ft part number 1770037			
Millermatic® 300	All Serial Numbers	M-40	Q3015AE4VMA ¹	300A	.035-.045 in. (0.9-1.2 mm)	pg 27
Millermatic® 255	All Serial Numbers		MDX™-250 15 ft Heavy Duty Consumables part number 1770043 MDX™-250 10 ft part number 1770035 MDX™-250 15 ft part number 1770037	250A 250A 250A	.035-.045 in. (0.9/1.2 mm) .030-.035 in. (0.8-0.9 mm) .030-.035 in. (0.8-0.9 mm)	pg 27
Millermatic® 350	Prior to LE443589 LE443589	Roughneck C-4012 Q3015AE8XM	Q3015AE4VMA ¹ Q3015AE4VMA ¹	300A 300A	.035-.045 in. (0.9-1.2 mm) .035-.045 in. (0.9-1.2 mm)	
Millermatic® 355	All Serial Numbers		Q3015AE4VMA ¹	300A	.035 in. (0.9 mm)	
Millermatic® Passport®/Passport™ Plus	All Serial Numbers	M-10	MDX™-100 10 ft part number 1770028 M-150 15 ft part number 249041	150A	.030-.035 in. (0.8-0.9 mm)	
Millermatic® Pulsar	All Serial Numbers	M-15	MDX™-100 10 ft part number 1770028	100A	.030-.035 in. (0.8-0.9 mm)	pg 28

Optional Gun: MDX-250 Gun, Part Number 1770038, 15ft. 250A at 100% Duty Cycle, Wire Size .035-.045 (0.9-1.2 mm)



MDX™ Series

100–250 Amp, Semi-Automatic, Air-Cooled MIG Welding Guns



MDX MIG Gun Consumable Kits

Miller offers eight MIG consumable kits that are compatible with MDX™ Series guns. Each kit contains consumables that are specific to your welding application, including gun type and wire size.

- 1880272 – MDX-100, .023" (0.6 mm) Wire
- 1880273 – MDX-100, .030" (0.8 mm) Wire
- 1880274 – MDX-100, .035" (0.9 mm) Wire

The above consumable kits contain 10 contact tips, 1 nozzle and 1 gas diffuser.

- 1880275 – MDX-250, Standard Duty, .030" (0.8 mm) Wire
- 1880276 – MDX-250, Standard Duty, .035" (0.9 mm) Wire
- 1880277 – MDX-250, Standard Duty, .045" (1.2 mm) Wire

The above consumable kits contain 10 contact tips, 1 nozzle, 1 gas diffuser and 1 insulator cap.

- 1880278 – MDX-250, Heavy Duty .035" (0.9 mm) Wire
- 1880279 – MDX-250, Heavy Duty, .045" (1.2 mm) Wire

The above consumable kits contain 10 contact tips, 1 nozzle, 1 gas diffuser and 1 insulator cap.

Multimatic™ MIG Gun History

Model Name	Serial Number Effective	Original Gun Breakdown	Recommended Replacement Gun(s)	Amperage of Gun at 100% Duty Cycle	Wire Size
Multimatic® 200	All Serial Numbers	Q-150	MDX™-250 10 ft. part number 1770035	250A	.030-0.35 in. (0.8-0.9 mm)
Multimatic® 215	All Serial Numbers	M-100	MDX™-100 10 ft. part number 1770028	100A	.030-0.35 in. (0.8-0.9 mm)
Multimatic® 215 PRO	All Serial Numbers		MDX™-100 15 ft. part number 1770029	100A	.030-0.35 in. (0.8-0.9 mm)
Multimatic® 220	All Serial Numbers	M-100	MDX™-100 10 ft. part number 1770028	100A	.030-0.35 in. (0.8-0.9 mm)
Multimatic® 235	All Serial Numbers		MDX™-250 15 ft. part number 1770037 MDX™-250 15 ft. Heavy Duty Consumables part number 1770043	250A	.030-0.35 in. (0.8-0.9 mm) .035-.045 in. (0.9-1.2 mm)
Multimatic® 255	All Serial Numbers		MDX™-250 15 ft. Heavy Duty Consumables part number 1770043 MDX™-250 15 ft. part number 1770037	250A	.035-.045 in. (0.9-1.2 mm) .030-0.35 in. (0.8-0.9 mm)



Bernard® BTB MIG Gun Part Number Lookup
Find the replacement parts list for your BTB semi-automatic air-cooled MIG gun:

Bernard® BTB Gun 15 ft AccuLock™ S Consumables part number Q3015AE4VMA order through Bernard & Tregaskiss Customer Service at 1-855-MIGWELD (1-855-644-9353)

Accessories

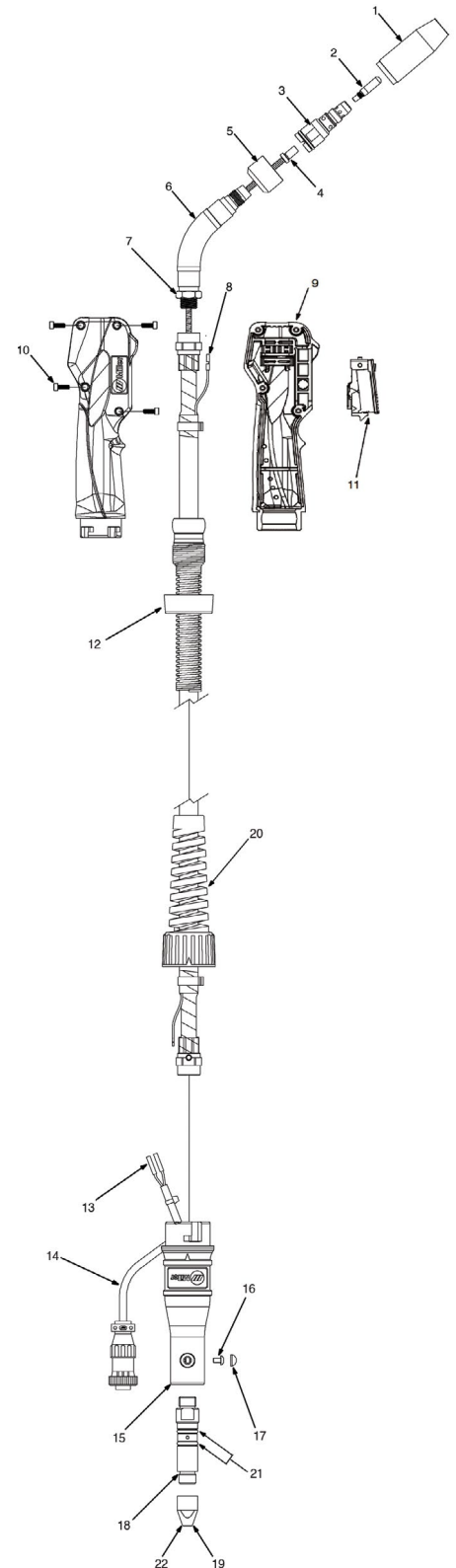
For a complete listing of gun consumables information, please refer to pages 27-32



MDX™ -250 Service Parts/Consumables

Item #	Part #	Description	Quantity
			Std Model
	1770035	MDX™-250, 10 ft (3.0 m), Standard Duty consumables, .030-.035 in. (0.8-0.9 mm) wire	
	1770037	MDX™-250, 15 ft (4.6 m), Standard Duty consumables, .030-.035 in. (0.8-0.9 mm) wire	
	1770038	MDX™-250, 15 ft (4.6 m), Standard Duty consumables, .035-.045 in. (0.9-1.2 mm) wire	
	1770043	MDX™-250, 15 ft (4.6 m), Heavy Duty consumables, .035-.045 in. (0.9-1.2 mm) wire	
1	N-M1200C	Nozzle, Standard Duty Copper, 1/2 in. Bore, Flush	1
	N-M1218C*	Nozzle, Standard Duty Copper, 1/2 in. Bore, .125 in. Recess	1
	N-M5800C*	Nozzle, Standard Duty Copper, 5/8 in. Bore, Flush	1
	N-M5818C*	Nozzle, Standard Duty Copper, 5/8 in. Bore, .125 in. Recess	1
	N-M58XTC*	Nozzle, Standard Duty Copper, 5/8 in. Bore, .125 in. Stick Out	1
	N-A5800CM	Nozzle, Heavy Duty Copper, 5/8 in. Bore, Flush	1
	N-A5818CM*	Nozzle, Heavy Duty Copper, 5/8 in. Bore, .125 in. Recess	1
	N-A5814CM*	Nozzle, Heavy Duty Copper, 5/8 in. Bore, .250 in. Recess	1
2	T-M023*	Contact Tip, Standard Duty .023 in. Wire x 1.125 in.	1
	T-M030*	Contact Tip, Standard Duty .030 in. Wire x 1.125 in.	1
	T-M035*	Contact Tip, Standard Duty .035 in. Wire x 1.125 in.	1
	T-M045*	Contact Tip, Standard Duty .045 in. Wire x 1.125 in.	1
	T-M047*	Contact Tip, Standard Duty .047 in. Wire x 1.125 in.	1
	T-A023CHM*	Contact Tip, Heavy Duty .023 in. Wire x 1.125 in.	1
	T-A030CHM*	Contact Tip, Heavy Duty .030 in. Wire x 1.125 in.	1
	T-A035CHM*	Contact Tip, Heavy Duty .035 in. Wire x 1.125 in.	1
	T-A039CHM*	Contact Tip, Heavy Duty .039 in. Wire x 1.125 in.	1
	T-A045CHM*	Contact Tip, Heavy Duty .045 in. Wire x 1.125 in.	1
3	D-M250	Diffuser, Standard Duty	1
	D-MA250M	Diffuser, Heavy Duty	1
4	LM1A-10*	Liner, .023/.030 in. Wire x 10 ft	1
	LM1A-12*	Liner, .023/.030 in. Wire x 12 ft	1
	LM1A-15*	Liner, .023/.030 in. Wire x 15 ft	1
	LMD2A-10	Liner, .030/.035 in. Wire x 10 ft	1
	LMD2A-12	Liner, .030/.035 in. Wire x 12 ft	1
	LMD2A-15	Liner, .030/.035 in. Wire x 15 ft	1
	LMD3A-10	Liner, .035/.045 in. Wire x 10 ft	1
	LMD3A-12	Liner, .035/.045 in. Wire x 12 ft	1
	LMD3A-15	Liner, .035/.045 in. Wire x 15 ft	1
5	4623RM	Insulator, Neck	1
6	1040096	Neck, Long	1
	1040097	Neck, Medium	1
7	1960011	Nut, Locking	1
8	7000005P ¹	Terminal, Switch	2
9	1880265	Handle Kit, Standard (includes Item No. 10 and Item No. 12)	1
10	2280065P ¹	Screw, Handle	4
11	211-5-MDX	Trigger, Switch	1
12	1780099	Cap, Locking Handle	1
13	4932P ¹	Connector, Butt	2
14	GN2021 ¹	Control Plug, Miller	1
15	2520100	Strain Relief, Rear	1
16	2280056P ¹	Screw, Strain Relief	1
17	1620003P ¹	Cover, Screw	1
18	2200169	Power Pin Assembly	1
19	2200360	Power Pin Cap, .023-.030 in. (0.6-0.8 mm)	1
	2200361	Power Pin Cap, .030-.035 in. (0.8-0.9 mm)	1
	2200362	Power Pin Cap, .035-.045 in. (0.9-1.2 mm)	1
20	25200331	Strain Relief, Rear Spring	1
21	079974	O-Ring, Power Pin	1
22	2300023P ¹	Set Screw, 1/4-20 x 3/16", Long Cup Point, Power Pin Cap	1

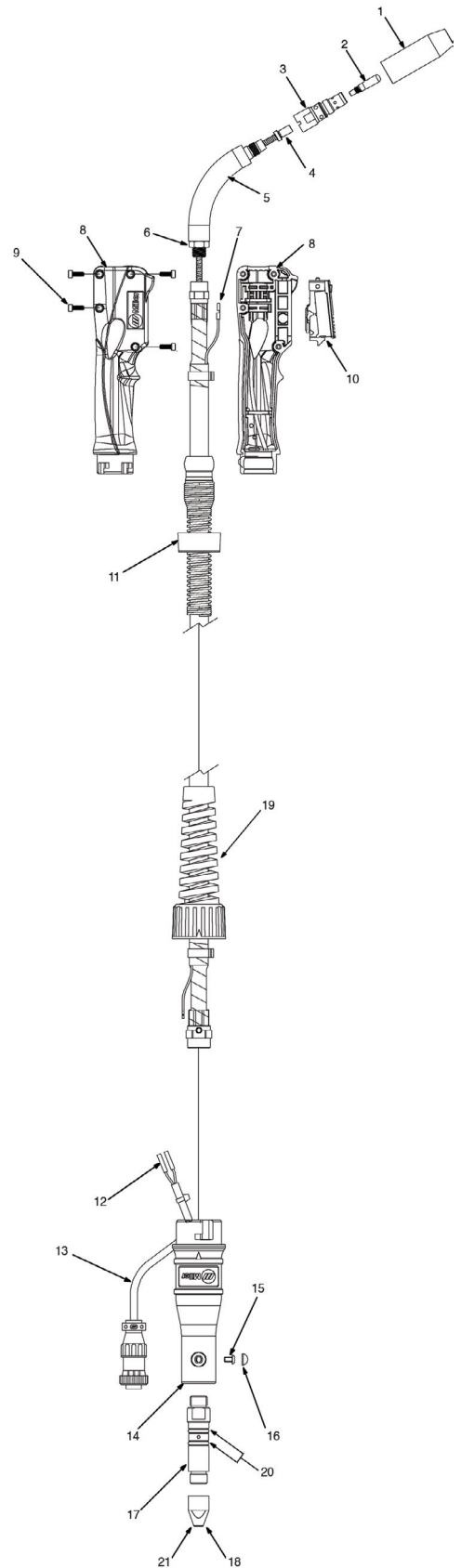
¹Optional
¹Order through Bernard Customer Service at 1-855-MIGWELD (1-855-644-9353)



MDX™ -100 Service Parts/Consumables

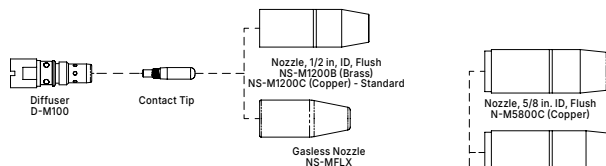
Item #	Part #	Description	Quantity
	1770028	MDX™ -100, 10 ft. (3 m), .030-.035 in (0.8-0.9 mm) wire	
	1770029	MDX™ -100, 15 ft. (4.6 m), .030-.035 in (0.8-0.9 mm) wire	
1	NS-M1200C	Nozzle, Copper, 1/2 in. Bore, Flush	1
	NS-M1200B*	Nozzle, Brass, 1/2 in. Bore, Flush	1
	NS-MFLX*	Nozzle, Gasless	1
2	T-M023*	Contact Tip, Standard Duty .023 in. Wire x 1.125 in.	1
	T-M030*	Contact Tip, Standard Duty .030 in. Wire x 1.125 in.	1
	T-M035*	Contact Tip, Standard Duty .035 in. Wire x 1.125 in.	1
	T-M045*	Contact Tip, Standard Duty .045 in. Wire x 1.125 in.	1
	T-M047*	Contact Tip, Standard Duty .047 in. Wire x 1.125 in.	1
3	D-M100	Diffuser	1
4	LM1A-10*	Liner, .023/.030 in. Wire x 10 ft	1
	LM1A-12*	Liner, .023/.030 in. Wire x 12 ft	1
	LM1A-15*	Liner, .023/.030 in. Wire x 15 ft	1
	LMD2A-10	Liner, .030/.035 in. Wire x 10 ft	1
	LMD2A-12	Liner, .030/.035 in. Wire x 12 ft	1
	LMD2A-15	Liner, .030/.035 in. Wire x 15 ft	1
	LMD3A-10	Liner, .035/.045 in. Wire x 10 ft	1
	LMD3A-12	Liner, .035/.045 in. Wire x 12 ft	1
	LMD3A-15	Liner, .035/.045 in. Wire x 15 ft	1
5	1040087	Neck	1
6	1960012	Nut, Locking	1
7	7000005P ¹	Terminal, Switch	2
8	1880266	Handle Kit (includes Item No. 10 and Item No. 11)	1
9	2280065P ¹	Screw, Handle	4
10	211-5-MDX	Trigger, Switch	1
11	1780094	Cap, Locking Handle	1
12	4932P ¹	Connector, Butt	2
13	GN2021 ¹	Control Plug, Miller	1
14	2520100	Strain Relief, Rear	1
15	2280056P ¹	Screw, Strain Relief	1
16	1620003P ¹	Cover, Screw	1
17	2200169	Power Pin Assembly	1
18	2200360	Power Pin Cap, .023-.030 in. (0.6-0.8 mm)	1
	2200361	Power Pin Cap, .030-.035 in. (0.8-0.9 mm)	1
	2200362	Power Pin Cap, .035-.045 in. (0.9-1.2 mm)	1
19	2520033 ¹	Strain Relief, Rear Spring	1
20	4478P ¹	O-Ring, Power Pin (10-pkg)	1
21	2300023P ¹	Set Screw, 1/4-20 x 3/16", Long Cup Point, Power Pin Cap	1

*Optional
¹Order through Bernard & Tregaskiss Customer Service at 1-855-MIGWELD (1-855-644-9353)

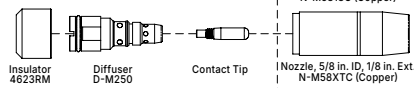


Consumables for MDX™ -100 and MDX™ -250 MIG Guns

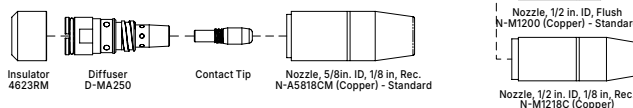
MDX-100™ MIG Gun Consumables



MDX-250™ MIG Gun Consumables - Standard Duty



MDX™ -250 MIG Gun Consumables - Heavy Duty

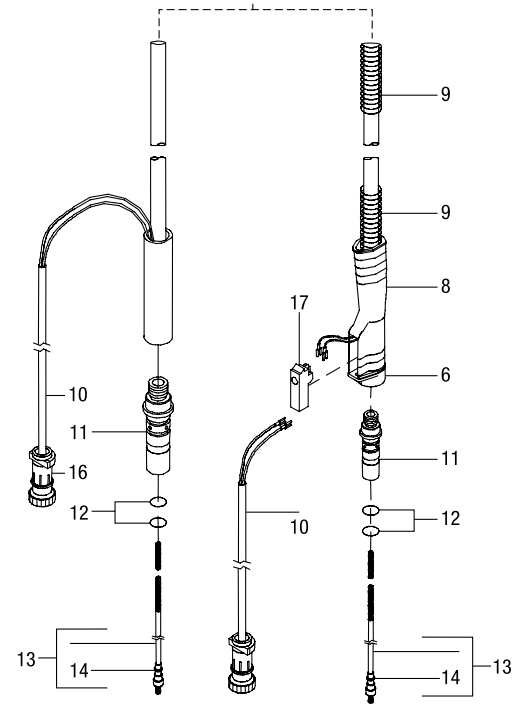
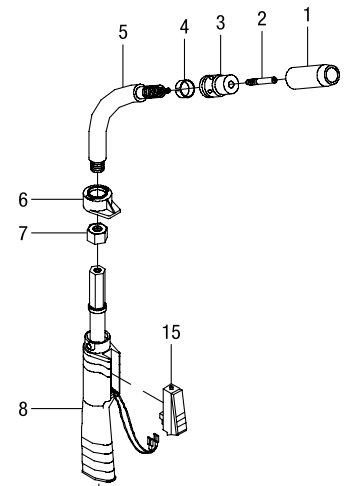


See page 27 for complete list of Heavy Duty nozzles available



M-10/M-15 Service Parts/Consumables

Item #	Part #	Description	Quantity	
			M-10	M-15
	195605	M-10 Gun, 10 ft (3 m), 100A, .030-.035 (0.8-0.9 mm)		
	169589	M-15 Gun, 10 ft (3 m), 150A, .030-.035 (0.8-0.9 mm)		
	169591	M-15 Gun, 12 ft (3.7 m), 150A, .030-.035 (0.8-0.9 mm)		
	169593	M-15 Gun, 15 ft (4.6 m), 150A, .030-.035 (0.8-0.9 mm)		
1	169715	Nozzle, slip type, .500 (12.7 mm) orf flush brass, 246372 copper (optional)	1	1 (2 per pkg)
	226190	Nozzle, slip type, flux cored	1	1
2	087299	Tip, contact scr, .023 (0.6 mm) wire x 1.125	1	1 (10 per pkg)
	000067	Tip, contact scr, .030 (0.8 mm) wire x 1.125	1	1 (10 per pkg)
	000068	Tip, contact scr, .035 (0.9 mm) wire x 1.125	1	1 (10 per pkg)
	000069	Tip, contact scr, .045 (1.2 mm) wire x 1.125	1	1 (10 per pkg)
3	169716	Adapter, contact tip	1	1 (2 per pkg)
4	170470	Ring, retaining	1	1
5	169718	Tube, head	1	1
6	169738	Nut, locking handle	1	2
7	169719	Nut, jam (gun end)	1	1
8	169737	Handle	1	2
9	169741	Strain Relief, cable	—	2
10	227800	Cord Assembly with ends	1	1
11	209495	Connector, feeder—M-10 (includes NA)	1	—
11	209486	Connector, feeder—M-15 (includes)	—	1
12	079974	O-Ring, .500 ID x .103CS rbr	2	2
13	194010	Kit, liner monocoil .023/.025 (0.6 mm) wire x 15 ft (includes)	1	1
13	194011	Kit, liner monocoil .030-.035 (0.8-0.9 mm) wire x 15 ft (includes)	1	1
14	079975	O-Ring, .187 ID x .103CS rbr	1	1
15	196255	Switch, Red trigger	1	1
16	079878	Housing Plug and Pins	1	—
	079531	Connector, circ cpc clamp str rif	1	—
17	216-1	Terminal Block	—	1



M-10 Gun

M-15 Gun

M-Series MIG Guns *For a detailed listing, please reference pages 31-32.

Model	Stock #	Length	Rating and Duty Cycle (CO ₂) ¹	Wire Size (INCHES)	Wire Size (mm)
M-80	273618	8 ft (2.4 m)	100 A at 100% Duty Cycle	.023-.045 in	(0.6 to 1.1 mm)
M-100	248282	10 ft (3 m)	100 A at 100% Duty Cycle	.030-.035 in	(0.8-0.9 mm)
	220606 ²				
M-150	249039	10 ft (3 m)	150 A at 100% Duty Cycle	.030-.035 in	(0.8-0.9 mm)
	249040 (1770035)	12 ft (3.7 m)			
	249041	15 ft (4.6 m)			
M-25	169594	10 ft (3 m)	250 A at 100% Duty Cycle	.030-.035 in	(0.8-0.9 mm)
	169596 (1770036)	12 ft (3.7 m)			
	1948053	12 ft (3.7 m)			
	169598 (1770037)	15 ft (4.6 m)			
	169599 (1770038)	15 ft (4.6 m)	250 A at 100% Duty Cycle	.035-.045 in	(0.9-1.2 mm)

¹60% with mixed gases

²220606 is an M-100 gun with friction terminals for the Miller® Cricket.®

Optional M-Series Gun Nozzles and Tips

Part #	Description	Quantity
	M-25 and M-40 Tapered Nozzles	
176243	Nozzle, Tapered 3/8 in (9.5 mm)	1
178386	Nozzle, Tapered 11/32 in (8.7 mm)	1
	M-25 and M-40 Tapered Contact Tips (1/4 in OD x 1.312 in)	
176797	Contact Tip, Tapered .030 in (0.8 mm)	10
176793	Contact Tip, Tapered .035 in (0.9 mm)	10
176794	Contact Tip, Tapered .045 in (1.2 mm)	10
	M-25 and M-40 Heavy-Duty Spray Contact Tips (5/16 in OD x 1.125 in)	
187117	Contact Tip, Heavy Duty .035 in (0.9 mm)	25
187118	Contact Tip, Heavy Duty .045 in (1.2 mm) - N/A	25



M-Series Consumable Kits (234607, 234608, 234609)

To better serve you, Miller® has introduced six improved, affordable MIG consumable kits that are compatible with the M-Series guns. Each kit contains consumables that are specific to your welding application, including gun type and wire size.

- 234607-M-10/15, M-100/150 Gun, .023" Wire
- 234608-M-10/15, M-100/150 Gun, .030" Wire
- 234609-M-10/15, M-100/150 Gun, .035" Wire

Consumable Kits 234607, 234608 and 234609 contain 10 contact tips, 1 nozzle and 1 contact tip adapter.

- 234610-M-25 Gun, .030" Wire
- 234611-M-25 Gun, .035" Wire
- 234612-M-25 Gun, .045" Wire

Consumable kits 234610, 234611 and 234612 contain 10 contact tips, 1 nozzle, 1 contact tip adapter and 1 nozzle adapter.

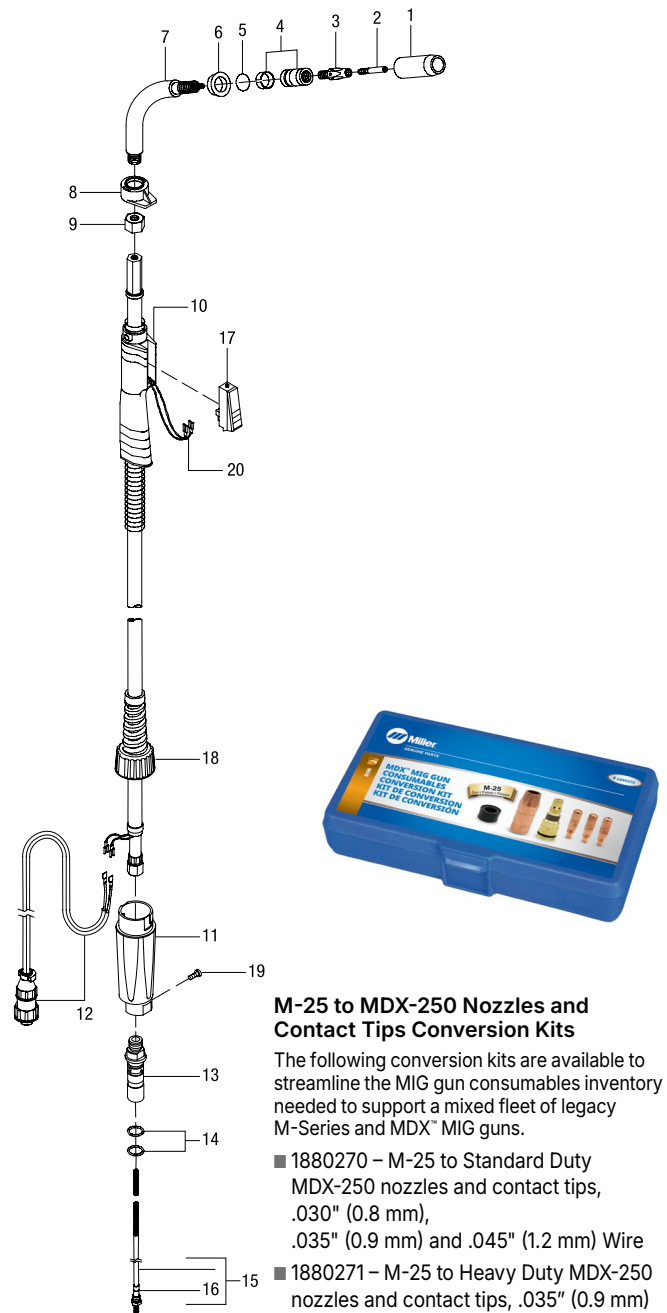




M-25 Service Parts/Consumables

Item #	Part #	Description	Quantity
	169594	M-25 Gun, 10 ft (3 m), 250A, .030-.035 (0.8-0.9 mm)	
	169596	M-25 Gun, 12 ft (3.7 m), 250A, .030-.035 (0.8-0.9 mm)	
	169598	M-25 Gun, 15 ft (4.6 m), 250A, .030-.035 (0.8-0.9 mm)	
	169599	M-25 Gun, 15 ft (4.6 m), 250A, .035-.045 (0.9-1.2 mm)	
1	169724	Nozzle, slip type, .500 (12.7 mm) orf .125 recess	1
	169725	Nozzle, slip type, .625 (15.9 mm) orf .125 recess	1
	200258	Nozzle, slip type, .500 (12.7 mm) orf flush	1
	169726 ¹	Nozzle, slip type, .625 (15.9 mm) orf flush	1
	169727	Nozzle, slip type, .625 (15.9 mm) orf .125 stickout	1
2	087299	Tip, contact scr, .023 (0.6 mm) wire x 1.125	1 (10 per pkg)
	000067	Tip, contact scr, .030 (0.8 mm) wire x 1.125	1 (10 per pkg)
	000068	Tip, contact scr, .035 (0.9 mm) wire x 1.125	1 (10 per pkg)
	000069	Tip, contact scr, .045 (1.2 mm) wire x 1.125	1 (10 per pkg)
	172034	Tip, contact scr 3/64 (1.19 mm) wire x 1.125	1 (10 per pkg)
3	169728	Adapter, contact tip	1 (2 per pkg)
4	169729	Adapter, nozzle	1 (2 per pkg)
5	170468	O-Ring	1 (10 per pkg)
6	169730	Washer, shock	1
7	169731	Tube, head	1
8	169738	Nut, locking handle	2
9	1960011	Nut, jam	1
10	169737	Handle, front	1
11	2520044	Handle, rear	1
12	227800	Cord, trigger assembly	1
13	209495	Connector, feeder (includes)	1
14	079974	O-Ring, .500 ID x .103CS rbr	2
15	194010	Kit, liner monocoil	1
		.023-.025 (0.6 mm) wire x 15 ft (includes)	
15	194011	Kit, liner monocoil	1
		.030-.035 (0.8-0.9 mm) wire x 15 ft (includes)	
15	194012	Kit, liner monocoil	1
		.035-.045 (0.9-1.2 mm) wire x 15 ft (includes)	
15	194014	Kit, liner monocoil	1
		3/64 (1.19 mm) aluminum wire x 15 ft (includes)	
16	079975	O-Ring, .187 ID x .103CS rbr	1
17	196255	Switch, trigger	1
18	2520033	Cable strain relief 2 & 3	1
19	7000015	Screw	1
20	412-1-20	Terminal	1

¹Standard on all guns
See page 26 for consumables kits



M-25 Gun

M-25 to MDX-250 Nozzles and Contact Tips Conversion Kits

The following conversion kits are available to streamline the MIG gun consumables inventory needed to support a mixed fleet of legacy M-Series and MDX™ MIG guns.

- 1880270 – M-25 to Standard Duty MDX-250 nozzles and contact tips, .030" (0.8 mm), .035" (0.9 mm) and .045" (1.2 mm) Wire
- 1880271 – M-25 to Heavy Duty MDX-250 nozzles and contact tips, .035" (0.9 mm) and .045" (1.2 mm) Wire

The 1880270 conversion kit contains 1 conversion gas diffuser, 15 contact tips, 1 nozzle and 1 insulator cap.

The 1880271 conversion kit contains 1 conversion gas diffuser, 10 contact tips, 1 nozzle and 1 insulator cap.

IMPORTANT: Only the diffuser, nozzles and contact tips can be upgraded on legacy M-Series guns. Customers must continue to use the original liners and power pins.

M-80/M-100/M-150 Service Parts/Consumables

Item #	Part #	Description	Quantity	
			M-100	M-150
	220606	M-100 Gun, w/ Friction Terminals, 10 ft, 100A, .030-.035 (0.8-0.9 mm)		
	248282	M-100 Gun, 10 ft (3 m), 100A, .030-.035 (0.8-0.9 mm)		
	249039	M-150 Gun, 10 ft (3 m), 150A, .030-.035 (0.8-0.9 mm)		
	249040	M-150 Gun, 12 ft (3.7 m), 150A, .030-.035 (0.8-0.9 mm)		
	249041	M-150 Gun, 15 ft (4.6 m), 150A, .030-.035 (0.8-0.9 mm)		
1	246372	Nozzle, slip type, .500 (12.7 mm) orf flush copper, 169715 brass (optional)	1	1 (2 per pkg)
	226190	Nozzle, slip type, flux cored	1	1
2	087299	Tip, contact scr, .023 (0.6 mm) wire x 1.125	1	1 (10 per pkg)
	000067	Tip, contact scr, .030 (0.8 mm) wire x 1.125	1	1 (10 per pkg)
	000068	Tip, contact scr, .035 (0.9 mm) wire x 1.125	1	1 (10 per pkg)
	000069	Tip, contact scr, .045 (1.2 mm) wire x 1.125	1	1 (10 per pkg)
3	170470	Ring, retaining	1	1
4	169716	Adapter, contact tip	1	1 (2 per pkg)
5	246373	Tube, head	1	1
6	243865	Nut, jam	2	2
7	246082	Handle	1	1
8	246376	Switch, Blue trigger	1	1
9	079878	Housing Plug and Pins	1	1
10	242833	Connector, feeder	1	1
11	079974	O-Ring, .500 ID x .103CS rbr	2	2
12	194010	Kit, liner monocoil, .023/.025 (0.6 mm) wire x 15 ft (includes)	1	1
	194011	Kit, liner monocoil, .030-.035 (0.8-0.9 mm) wire x 15 ft (includes)	1	1
	194012	Kit, liner monocoil, .035-.045 (0.9-1.2 mm) wire x 15 ft (includes)	1	1
13	079975	O-Ring, .187 ID x .103CS rbr	1	1
14	246380	Housing, power pin	1	1

M-80, M-100 and M-150 to MDX-100 Nozzles and Contact Tips Conversion Kits

The following conversion kits are available to streamline the MIG gun consumables inventory needed to support a mixed fleet of legacy M-Series and MDX MIG guns.

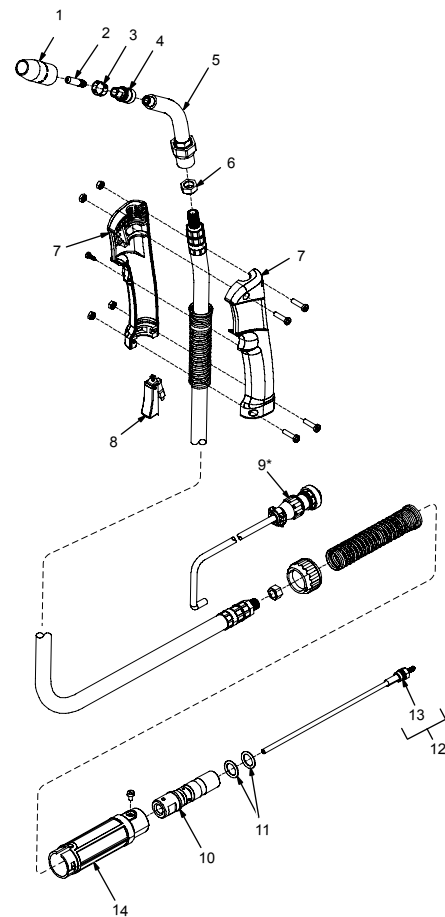
- 1880269 – M-100/M-150 to MDX-100 nozzles and tips, .030" (0.8 mm) and .035" (0.9 mm) Wire



The above conversion kit contains 1 conversion gas diffuser, 10 contact tips and 1 nozzle.

IMPORTANT: Only the diffuser, nozzles and contact tips can be upgraded on legacy M-Series guns. Customers must continue to use the original liners and power pins.

See page 26 for consumables kits



*not available on the M-80 model





Aluminum Adapter Kit 202895

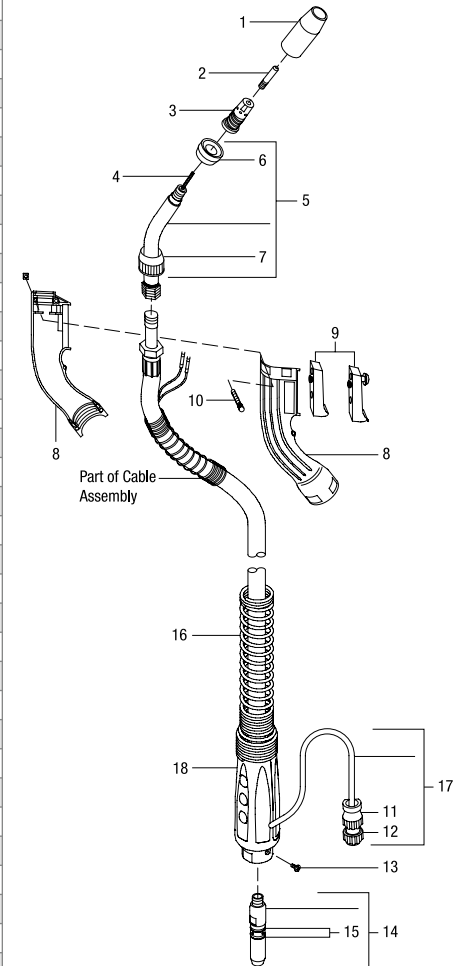
Steel wrapped nylon liner allows 10 ft Roughneck welding guns to feed 3/64–1/16 in (1.2–1.6 mm) aluminum wire.

Roughneck MIG Gun Replacement

Stock No.	Model No.	Length	Replaced by Bernard® BTB MIG Guns*
194751	C-3010	10 ft (3m)	Q3015TE5EMC
194752	C-3012	12 ft (3.7m)	Q3015TE5EMC
194753	C-3015	15 ft (4.6m)	Q3015TE5EMC
194754	C-4010	10 ft (3m)	Q4010TE5EMC
194755	C-4012	12 ft (3.7m)	Q4015TE5EMC
194756	C-4015	15 ft (4.6m)	Q4015TE5EMC
194757	C-5010	10 ft (3m)	Q5015MH5IMC
194758	C-5012	12 ft (3.7m)	Q5015MH5IMC
194759	C-5015	15 ft (4.6m)	Q5015MH5IMC

Roughneck® C-Series Service Parts/Consumables

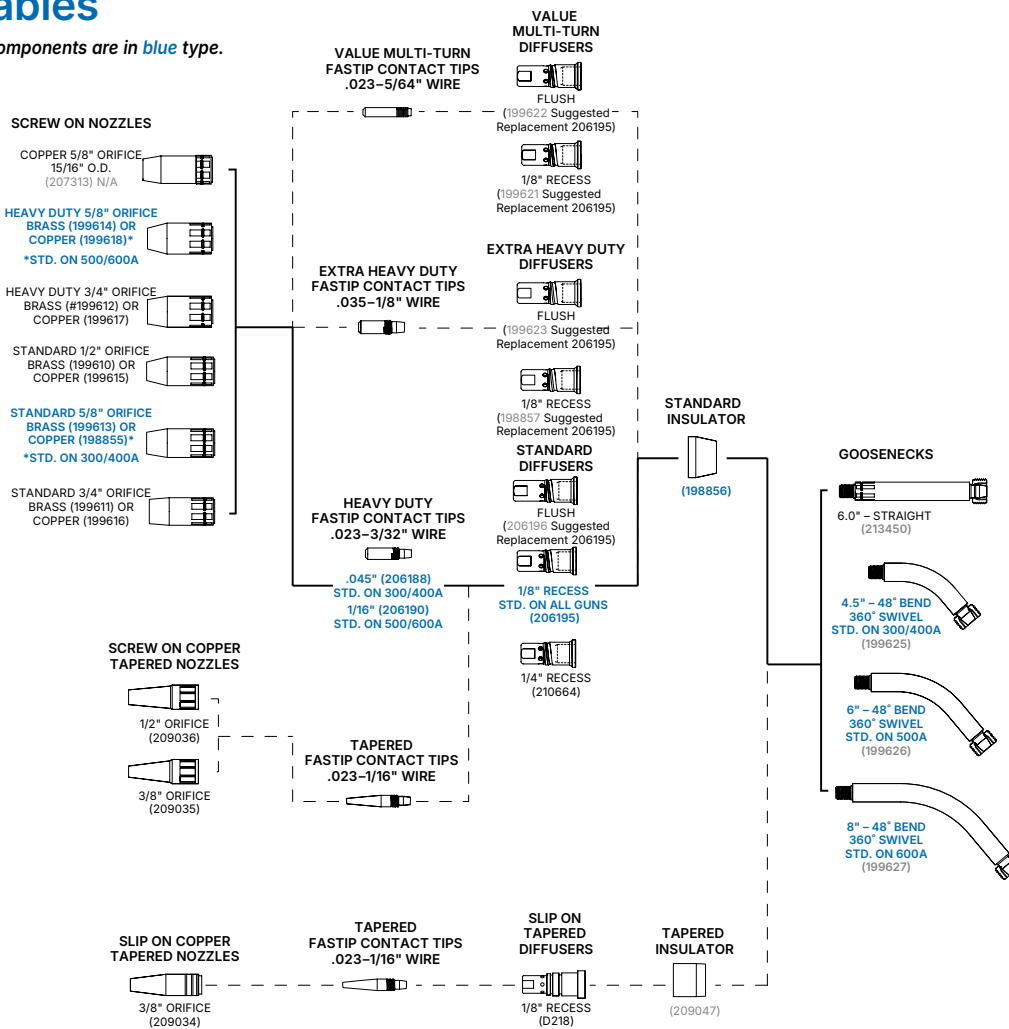
Item #	Part #	Description	Quantity
1	198855	Nozzle, scr type copper 5/8 in orifice	1
	199618	Nozzle, scr type copper 5/8 in orifice heavy-duty	1
2	223018	Tip, contact, .045 in (1.2 mm) heavy-duty FasTip™	1 (10 per pkg)
	206188	Tip, contact, .045 in (1.2 mm) heavy-duty FasTip™	1 (25 per pkg)
	223200	Tip, contact, 1/16 in (1.6 mm) heavy-duty FasTip™	1 (10 per pkg)
	206190	Tip, contact, 1/16 in (1.6 mm) heavy-duty FasTip™	1 (25 per pkg)
3	206195	Diffuser, gas 1/8 in tip recess-	1
		for standard and heavy-duty FasTip™	
4	202889	Liner, monocoil .023–.030 wire x 15 ft round wound	1
	202890	Liner, monocoil .035–.045 wire x 15 ft round wound	1
	202891	Liner, monocoil .052–1/16 wire x 15 ft round wound	1
	202892	Liner, monocoil 1/16–.078 wire x 15 ft flat wound	1
	202893	Liner, monocoil 5/64–3/32 wire x 15 ft flat wound	1
	202894	Liner, monocoil 7/64–1/8 wire x 15 ft flat wound	1
	202895	Liner, monocoil 3/64–1/16 wire x 15 ft aluminum wires	1
5	199625	Gooseneck, jacketed 4.5 in/50° wrench swivel (C-30/C-40) (includes)	1
	199626	Gooseneck, jacketed 6 in/50° wrench swivel (C-50) (includes)	1
	199627	Gooseneck, jacketed 8 in/50° wrench swivel (C-60) (includes)	1
	213450	Gooseneck, jacketed 6 in/straight (optional for C-30/C-40/C-50/C-60) (includes)	1
6	198856	Insulator, rubber	1
7	202292	Cover, nut	1
8	199630	Handle, small pair flared P style (C-30/C-40 includes)	1
	199631	Handle, large pair (C-50/C-60 includes)	1
	199634	Screw, M3 x 11 (for 199630 C-30/C-40 Handle only)	1
	199635	Nut, M3 Hex (for 199630 C-30/C-40 Handle only)	1
	199632	Screw, M4 x 18	4
	199633	Nut, M4 square	4
	199647	Label, gun handle Miller® Roughneck	2
9	177488H	Switch, blue trigger**	1
	MS2110	Switch, locking trigger (optional)	1
10	199629	Switch, contact pin	2
11	079531	Conn, circ cpc clamp str rrf size 11.453 OD	1
12	079878	Housing plug + pins (service kit)	1
13	199637	Screw, machine binding head	1
14	199640	Adapter, Miller® power pin (includes)	1
15	079974	O-ring, Miller® power pin	2
16	2520033	Cable Strain Relief 2 & 3 (300 Amp)	1
	2520041	Strain Relief Assembly (400, 500, 600 Amp)**	
17	GN2021	Electrical Plug–Non D/S (Includes items 11 & 12)**	1
18	2520067	Strain Relief, Rear (works on all Amp guns)**	1



*Reference QR Code on page 26 for BTB Reverse Look-Up Tool.
 **Contact Bernard & Tregaskiss Customer Service.

Roughneck® Consumables

Note: Standard gun components are in blue type.



Roughneck® Contact Tips

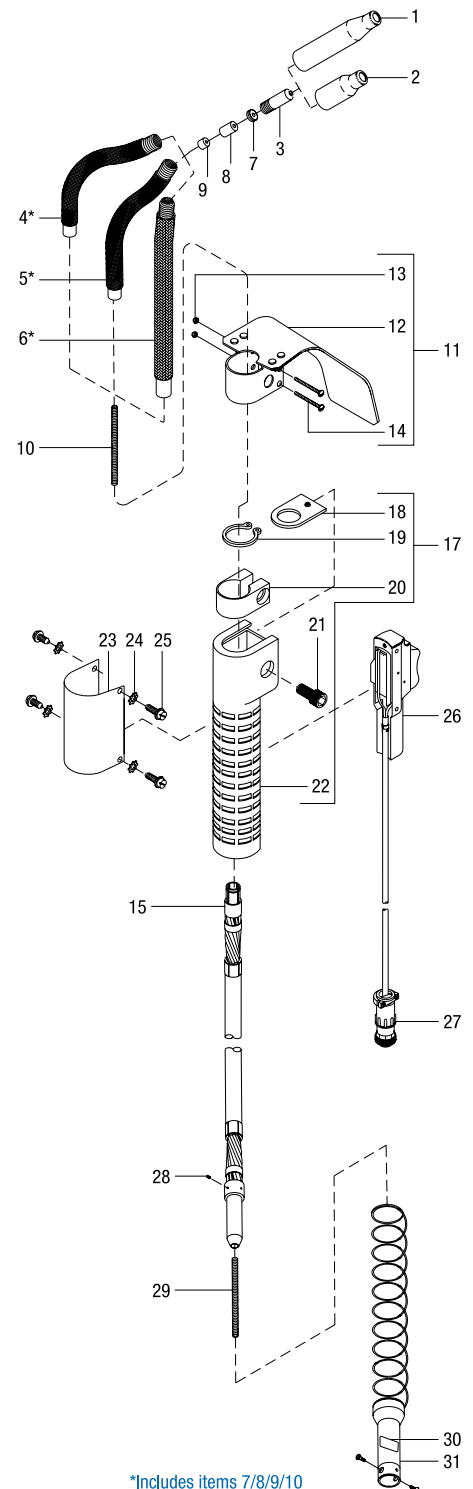
(10 p/pkg)	(25 p/pkg)	Description	(10 p/pkg)	(25 p/pkg)	Description
Heavy-Duty FasTip™			Tapered FasTip™		
—	206184	.023 in (0.6 mm)	—	209024	.023 in (0.6 mm)
—	206185	.030 in (0.8 mm)	—	209025	.030 in (0.8 mm)
223016	206186	.035 in (0.9 mm)	—	209026	.035 in (0.9 mm)
223017	206187	.040 in (1.0 mm)	—	209027	.045 in (1.2 mm)
223018 ¹	206188 ¹	.045 in (1.2 mm)	—	209028	3/64 in (1.2 mm)
223019	206189	.052 in (1.3 mm) or 3/64 in (1.2 mm) alum wire	—	209029	.052 in (1.3 mm)
223200 ²	206190 ²	1/16 in (1.6 mm)	—	209030	1/16 in (1.6 mm)
—	206191	.068 in (1.7 mm)	Value Multi-Turn		
—	206192	5/64 in (2.0 mm)	—	087300	.023 in (0.6 mm) - N/A
—	206193	3/32 in (2.4 mm)	—	071825	.030 in (0.8 mm)
Extra Heavy-Duty FasTip™			—	054202	.035 in (0.9 mm)
—	199605	.035 in (0.9 mm)	—	054201	.045 in (1.2 mm)
—	199606	.040 in (1.0 mm)	—	199593	3/64 in (1.2 mm) alum wire
—	198851	.045 in (1.2 mm)	—	047566	1/16 in (1.6 mm)
—	198852 (206189)	.052 in (1.3 mm) or 3/64 in (1.2 mm) alum wire	—	199594	.068 in (1.8 mm)
—	198853 (T-062)	1/16 in (1.6 mm)	¹ Optional ² For all gun lengths		
—	198854	.068 in (1.7 mm)			
—	199609	7/64-1/8 in (2.8 mm)			



Ironmate™ FC-1150
Service Parts/Consumables

Item #	Part #	Description	Quantity
	194863	FC-1150 Gun, 15 ft (3/32-1/8 in. wire)	1
1	201262	Nozzle, insulated 2-3/4 in stickout	1
2	201261	Nozzle, insulated 2 in stickout	1
3	201256	Tip, contact 3/32 in	1 (25 per pkg)
	201257	Tip, contact 7/64 in	1 (25 per pkg)
	201258	Tip, contact .120 in	1 (25 per pkg)
	201259	Tip, contact 1/8 in	1 (25 per pkg)
4	201250¹	Gooseneck, 82° bend (includes)	1
4	201251¹	Gooseneck, 82° bend, aluminum jacketed (includes)	1
5	201247	Gooseneck, 25° bend (includes)	1
5	201248¹	Gooseneck, 45° bend, (includes)	1
5	201249¹	Gooseneck, 45° bend, aluminum jacketed (includes)	1
6	201252¹	Gooseneck, straight 5° bend, (includes)	1
7	201253	Liner, locking screw 3/8 in-16	1
8	201254	Insert, steel	1
9	201255	Insert, ceramic	1
10	201260	Liner, gooseneck replacement (short, for 6 in goose)	1
11	201245	Shield Kit, heat (consists of)	1
12	—	Shield, heat (not available separately)	1
13	198681	Nut, 008-32 .34 hex .23h stl pld elastic stop nut	2
14	135646	Screw, 008-32 x 1.50 rnd hd-phl stl pld	2
15	224083	Housing Kit with Hardware — less switch	1
16	224083	Housing assembly, trigger	1
17	194714	Handle Kit, assembly (consists of)	1
18	198821	Shield, spatter	1
19	081664	Ring, rtng ext .625 shaft grv x .042 thk e style	1
20	198820	Clamp	1
21	133774	Screw, cap stl sch .250-20 x .625 pld	1
22	198819 (213229)	Handle	1
	000369	Switch, limit 10 amp, 125/250 VAC	1
23	198743	Clamp, switch housing	1
24	602202	Washer, tooth .168 id x .340 od x .023 t stl pld	4
25	070001	Screw, 008-32 x .25 hexwhd-pln stl pld	4
26	194713	Switch Kit, assembly 15 ft (consists of)	1
26	195735	Switch Kit, assembly 10 ft (consists of)	1
27	079878	Housing Plug and Pins (service kit)	1
28	198894	Screw, set #8-32 x .312 — liner locking	1
29	201246	Kit, replacement standard liner 15 ft (includes)	1
30	201276	Label, FC-1150 gun, 10 ft	1
30	201277	Label, FC-1150 gun, 15 ft	1
31	195733	Kit, insulator sleeve with spring and screws	1

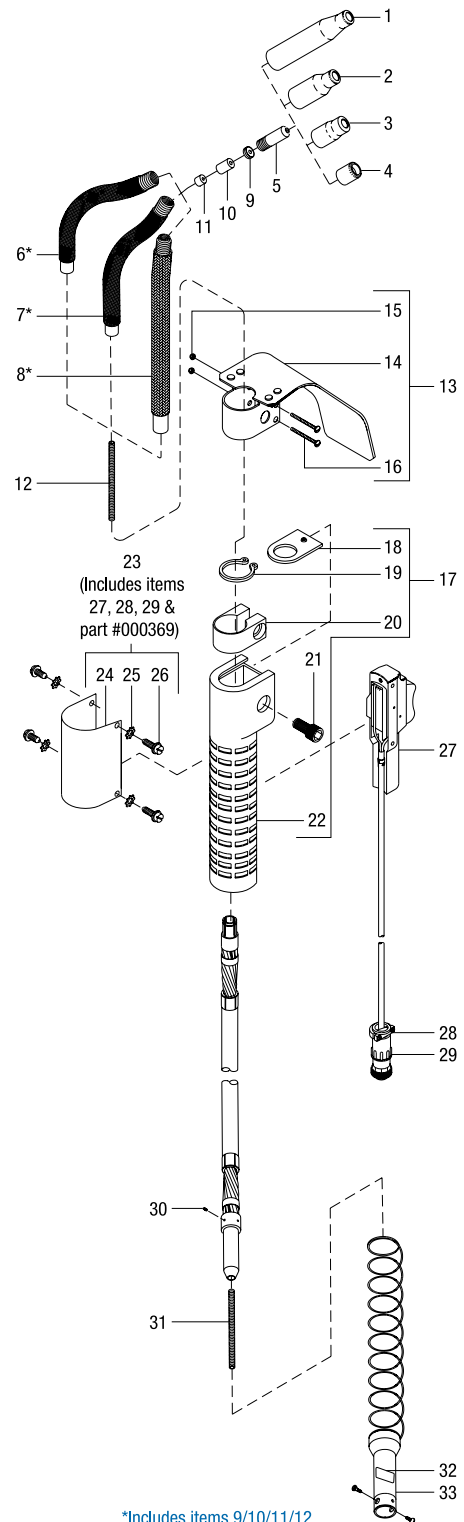
¹Optional



Ironmate FC-1150 Gun

Ironmate™ FC-1260 and FC-1260LM

Item #	Part #	Description	Quantity
	237410 (213439)	FC-1260 Gasless Gun, 10.5 ft (.045-3/32 90 deg)	1
	213439	FC-1260LM Gasless Gun, 15 ft (.045-3/32 90 deg)	1
1	198803	Nozzle, insulated 2-3/4 in stickout	1
2	198802	Nozzle, insulated 2 in stickout	1
3	198801	Nozzle, insulated	1
4	198800	Protector, thread	1 (5 per pkg)
5	198784	Tip, contact .045 (1.2 mm)	1 (25 per pkg)
	198785	Tip, contact 1/16 (1.6 mm)	1 (25 per pkg)
	198786	Tip, contact .068-.072 (1.7-1.8 mm)	1 (25 per pkg)
	198788	Tip, contact 5/64 (2.0 mm)	1 (25 per pkg)
	198790	Tip, contact 3/32 (2.4 mm)	1 (25 per pkg)
6	198794	Gooseneck, 6 in, 50° bend (includes)	1
	199332	Gooseneck, 6 in, 50° bend, aluminum jacketed (includes)	1
	198795	Gooseneck, 12 in, 50° bend (includes)	1
	199333	Gooseneck, 12 in, 50° bend, aluminum jacketed (includes)	1
	198798 (198794)	Gooseneck, 6 in, 90° bend (includes)	1
	199334	Gooseneck, 6 in, 90° bend, aluminum jacketed (includes)	1
7	198796 (198794)	Gooseneck, 6 in, 30° bend (includes)	1
	199335	Gooseneck, 6 in, 30° bend, aluminum jacketed (includes)	1
	198797	Gooseneck, 12 in, 30° bend (includes)	1
	199336	Gooseneck, 12 in, 30° bend, aluminum jacketed (includes)	1
8	198799	Gooseneck, 8 in straight with 5° bend (includes)	1
9	198752	Liner, locking screw 5/16 in-18	1
10	198758	Insert, steel	1
11	198806	Insert, ceramic	1
12	198791	Liner, gooseneck replacement (short, for 6 in goose)	1
	198792	Liner, gooseneck replacement (med, for 8 in goose)	1
	198793	Liner, gooseneck replacement (long, for 12 in goose)	1
13	194712	Shield Kit, heat (consists of)	1
14	—	Shield, heat (not available separately)	1
15	198681	Nut, 008-32 .34 hex .23h stl pld elastic stop nut	2
16	135646	Screw, 008-32 x 1.50 rd hd-phl stl pld	2
17	194714	Handle Kit, assembly (consists of)	1
18	198821	Shield, spatter	1
19	081664	Ring, rtng ext .625 shaft grv x .042 thk e style	1
20	198820	Clamp	1
21	133774	Screw, cap stl sch .250-20 x .625 pld	1
22	198819 (213229)	Handle	1
23	194713	Switch Kit, assembly 15 ft (consists of)	1
	195735	Switch Kit, assembly 10 ft (consists of)	1
24	198743	Clamp, switch housing	1
25	602202	Washer, tooth .168 id x .340 od x .023 t stl pld	4
26	070001	Screw, 008-32 x .25 hexwhd-pln stl pld	4
27	224083	Aluminum Housing Kit with Hardware — less switch	1
28	079531	Conn, circ cpc clamp str rlf size 11 .453 od	1
29	079878	Housing Plug and Pins (service kit)	1
	000369	Switch, limit 10 amp, 125/250 VAC	1
30	198894	Screw, set #8-32 x .312 — liner locking	1
31	195731	Kit, replacement standard liner 15 ft (includes)	1
31	199178	Kit, .045 conversion monocoil liner 15 ft (includes)	1
	166575	Wrench, hex .078 across flat	1
32	198759	Label, FC-1260 gun, 10 ft	1
	198767	Label, FC-1260 gun, 15 ft	1
33	195733	Kit, insulator sleeve with spring	1
	202295	Insulator, phenolic (FC-1260LM only)	1
	202294	Adapter, Miller® feeder (FC-1260LM only)	1
	202692	Adapter, Miller® to Lincoln trigger leads (FC-1260LM only)	1



*Includes items 9/10/11/12

Ironmate FC-1260 Gun

¹Standard

²Use .045 in Conversion Kit

³Items recessed in Gooseneck

Note: Each Gooseneck includes locking screw liner, inserts, and appropriate gooseneck liner.

Miller Spool Gun Compatibility

Model Name	Serial Number Effective Date	Spoolgun	Adaptor	Model Name	Serial Number Effective Date	Spoolgun	Adaptor
Alumapower MPA	All Serial Numbers	Spoolmatic 15A, 30A	WC-24 (137549)	Millermatic 251	All Serial Numbers	Spoolmatic 15A, 30A & Spoolmate 200	Direct Connect
Bobcat 200 AirPak	All Serial Numbers	Spoolmatic 15A, 30A	Direct Connect	Millermatic 252	All Serial Numbers	Spoolmatic 15A, 30A & Spoolmate 200	Direct Connect
Bobcat 265 Models	All Serial Numbers	Spoolmatic 15A, 30A	Direct Connect	Millermatic 255	All Serial Numbers	Spoolmatic 15A, 30A & Spoolmate 200	Direct Connect
Bobcat Series (All Other Models)	All Serial Numbers	Spoolmatic 15A, 30A	WC-115A w/ Contactor Kit (137546011)	Millermatic 300 with Meters	All Serial Numbers	Spoolmatic 15A, 30A & Spoolmate 200	Direct Connect
CP Series	All Serial Numbers	Spoolmatic 15A, 30A	WC-24 (137549)	Millermatic 300 without Meters	All Serial Numbers	Spoolmatic 15A, 30A & Spoolmate 200	WC-24 (137549)
Deltaweld Series	All Serial Numbers	Spoolmatic 15A, 30A	WC-24 (137549)	Millermatic 350	All Serial Numbers	Spoolmatic 15A, 30A	Direct Connect
Dimension Series	All Serial Numbers	Spoolmatic 15A, 30A	WC-24 (137549)	Millermatic 355	All Serial Numbers	Spoolmatic 15A, 30A	Direct Connect
Invision Series	All Serial Numbers	Spoolmatic 15A, 30A	WC-24 (137549)	Millermatic DVI	All Serial Numbers	Spoolmate 3035	Switch and Gas Diverter kit (207642)
Millermatic 140/140 Auto Set	Prior to SN LH510051N	N/A				Spoolmate 200	Switch/Gas Diverter kit & Cable (207642 & 195287)
	Eff with SN LH510051N	Spoolmate 100	Control Switch (233701)	Millermatic Passport Plus		Spoolmate 100	Direct Connect (only on the plus version)
Millermatic 141	All Serial Numbers	Spoolmate 100	Direct Connect	Millermatic Pulser	All Serial Numbers	Spoolmate 3035	Direct Connect
Millermatic 142	All Serial Numbers	Spoolmate 100, 150	Direct Connect			Spoolmatic 15A, 30A & Spoolmate 200	Adaptor Cable (195287)
Millermatic 180	Prior to SN LH210051N	N/A		Miller Legend 302	All Serial Numbers	Spoolmatic 15A, 30A	WC-115A w/ Contactor Kit (137546011)
	Eff with SN LH210051N	Spoolmate 100	Control Switch (233701)				Multimatic 200
Millermatic 185	Prior to KH376829	N/A		Multimatic 215 Multimatic 215 Pro	All Serial Numbers	Spoolmate 100, 150	Direct Connect
	Eff with KH376829	Spoolmate 3035	Switch and Gas Diverter kit (207642)	Multimatic 220	All Serial Numbers	Spoolmate 100, 150	Direct Connect
Millermatic 190	All Serial Numbers	Spoolmate 100	Direct Connect	Multimatic 235	All Serial Numbers	Spoolmatic 15A, 30A & Spoolmate 100, 150, 200	Direct Connect
Millermatic 200	Prior to JJ407380	N/A		Multimatic 255	All Serial Numbers	Spoolmatic 15A, 30A & Spoolmate 200	Direct Connect
	Eff with JJ407380	Spoolmatic 15A, 30A & Spoolmate 200	WC-24 (137549)				
Millermatic 210	All Serial Numbers	Spoolmate 3035	Direct Connect	Syncrowave 210 TIG	All Serial Numbers	Spoolmate 100, 150	Retrofit Kit (269044 & 301254)
		Spoolmatic 15A, 30A & Spoolmate 200	Adaptor Cable (195287)				
Millermatic 211 Autosew w/ MVP Millermatic 211 Pro	All Serial Numbers	Spoolmate 100, 150	Direct Connect	Syncrowave 210 TIG/MIG Complete	All Serial Numbers	Spoolmate 100, 150	Direct Connect
Millermatic 212	All Serial Numbers	Spoolmate 3035	Direct Connect	Trailblazer 330 Models	All Serial Numbers	Spoolmatic 15A, 30A & Spoolmate 200	Direct Connect
		Spoolmatic 15A, 30A & Spoolmate 200	Adaptor Cable (195287)				
Millermatic 212 Auto set	All Serial Numbers	Spoolmatic 15A, 30A & Spoolmate 200	Direct Connect	Trailblazer Series (All Other Models)	All Serial Numbers	Spoolmatic 15A, 30A & Spoolmate 200	WC-24 (137549)
Millermatic 250X	All Serial Numbers	Spoolmatic 15A, 30A & Spoolmate 200	Direct Connect	XMT Series	All Serial Numbers	Spoolmatic 15A, 30A	WC-24 (137549)

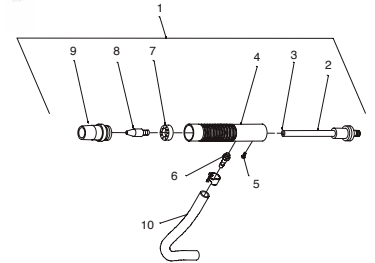
If your machine isn't listed, no Spool Gun options are available.

Spoolmate™ 100 Series

Item #	Part #	Description	Quantity
1	186404	Gun Tube Assembly (Includes)	1
2	234348	Head Tube Assembly	1
3	206363	Liner Kit	1
4	194633 (186404)	Barrel	1
5	209080	Screw, M4 x 0.7 x 6 mm	1
6	186408	Gas Nipple	1
7	186409	Gas Diffuser	1
8	186406	Contact Tip .035	1
8	186419	Contact Tip .030	1
8	199730	Contact Tip .023	1
9	186405	Nozzle	1
10	111400	Hose, SAE .187 ID x .410 OD x 8.000	1

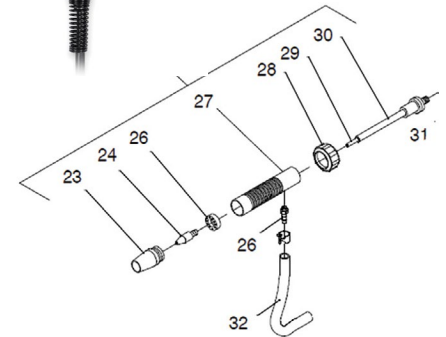


**Spoolmate 100
Spool Gun**



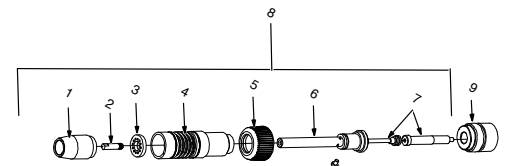
Spoolmate™ 150 Series

Item #	Part #	Description	Quantity
22	199385	Gun Tube Assembly (Includes)	1
23	050622	Nozzle	1
24	199387	Contact Tip .030	1
24	199388	Contact Tip .035	1
24	199389	Contact Tip .047	1
25	199391 (199385)	Gas Nipple	1
26	199390	Gas Diffuser	1
27	199393 (199385)	Barrel	1
28	196847	Lock Nut	1
29	206363	Liner Kit	1
30	199394 (199385)	Head Tube Assembly	1
31	196398	Buss Bar, Interconnecting	1
	111400	Hose, SAE .187 ID x .410 OD x 8.000	



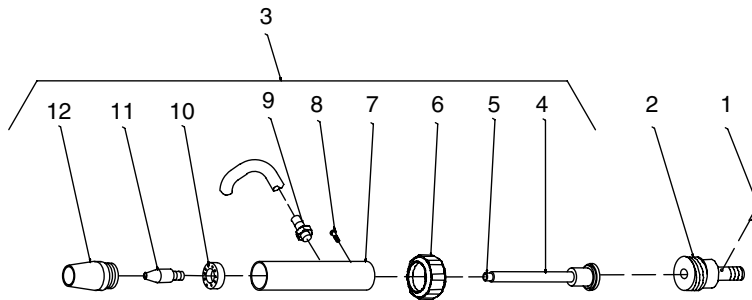
Spoolmate™ 200 Series with HD Barrel

Item #	Part #	Description	Quantity
1	050622	Nozzle, Scr Type .562 Orif x 1.437 Lg	1
2	199388	Contact Tip, 0.035 M6 x 1mm Thread	1
2	199387	Contact Tip, 0.030 M6 x 1mm Thread	1
3	199390	Gas Diffuser	1
4	244857	Barrel, Spoolmate 200 HD	1
5	243383	Locking Nut	1
6	244858	Head Tube, Spoolmate 200 HD	1
7	247367	Kit, Liner W/Outlet Guide Spoolmate 200 HD	1
8	300593	Barrel Assy, Heavy Duty/Spoolmate 200	1
9	243390	Contact Adapter	1

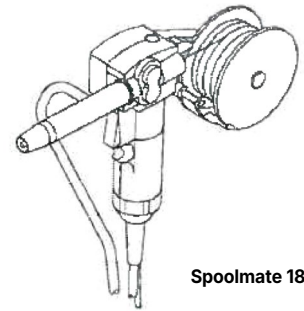


Spoolmate™ 185 & 3035 Series

Item #	Part #	Description	Quantity
1	197570	Anti-Rotation Pin	1
2	196848	Contact Adapter	1
3	196827	Gun Tube Assembly (Includes)	1
4	196849	Head Tube Assembly	1
5	206363	Liner Kit	1
6	196847	Locking Nut	1
7	194633 (186404)	Barrel	1
8	209080	Screw, M4 × 0.7 × 6 mm	1
9	186408	Gas Nipple	1
10	186409	Gas Diffuser	1
11	186419	Contact Tip .030	1
11	186406	Contact Tip .035	1
11	199730	Contact Tip .023	1
12	186405	Nozzle	1



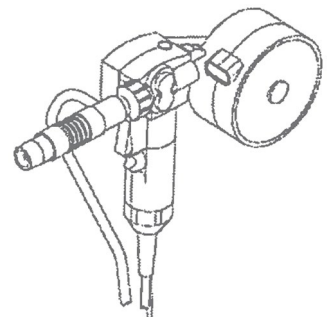
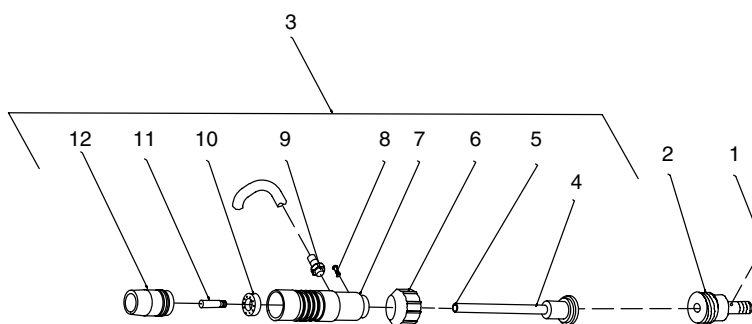
Spoolmate 3035 Spool Gun



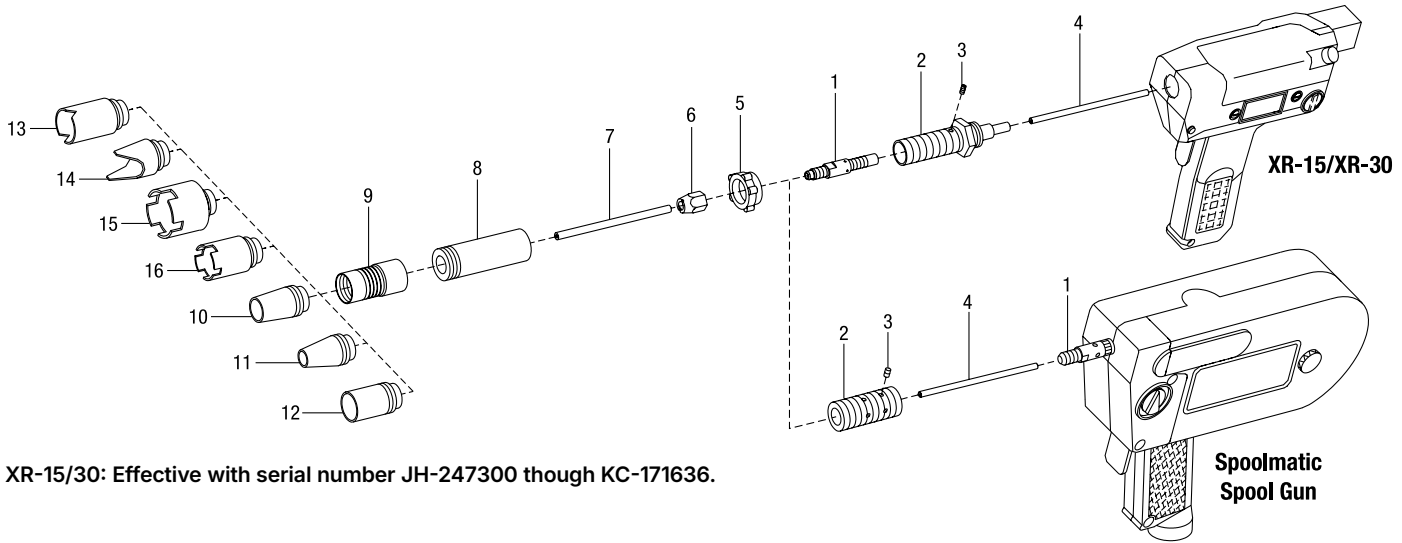
Spoolmate 185 Spool Gun

Spoolmate™ 250 Series

Item #	Part #	Description	Quantity
1	197570	Anti-Rotation Pin	1
2	196848	Contact Adapter	1
3	199385	Gun Tube Assembly (consisting of)	1
4	199394 (199385)	Head Tube Assembly	1
5	206363	Liner Kit	1
6	196847	Locking Nut	1
7	199393 (199385)	Barrel	1
8	209080	Screw, M5 × 0.7 × 6 mm	1
9	199391 (199385)	Gas Nipple	1
10	199390	Gas Diffuser	1
11	199387	Contact Tip .030	1
11	199388	Contact Tip .035	1
11	199389	Contact Tip .047	1
12	050622	Nozzle	1



SPOOL GUNS



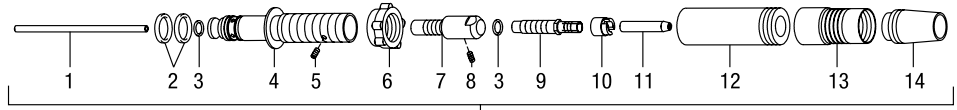
XR-15/30: Effective with serial number JH-247300 though KC-171636.

XR™ -15/XR™ -30 and Spoolmatic® 1,2,3

Item #	Part # XR-15/30	Part # Spoolmatic 1,2,3	Description	Quantity
1	112704	058678	Adapter, contact tube	1
2	112885	009541	Adapter, barrel	1
3	602172	—	Screw, set stl sch 10-32 x .187 cup point	1
	—	604771	Screw, set stl sch 10-32 x .125 cup point	4
4	112708	—	Liner, teflon .030-.035 (0.8-0.9 mm) wire x 4.125	3
	112707	—	Liner, teflon .047-1/16 (1.2-1.6 mm) wire x 4.125	1
	—	058681	Liner, teflon .030-.035 (0.8-0.9 mm) wire x 5.187	3
	—	058682	Liner, teflon .047-1/16 (1.2-1.6 mm) wire x 5.187	3
5	058685	058685	Nut, jam nozzle extension	1
6	058676	058676	Nut, brs cprsn .438-20	1
7	050638	050638	Tube, cont sl .030 (0.8 mm) wire x 4.000	1 (5 per pkg)
	094259	094259	Tube, cont sl .035 (0.9 mm) wire x 4.000	1 (5 per pkg)
	094260	094260	Tube, cont sl .047 (1.2 mm) wire x 4.000	1 (5 per pkg)
	050637	050637	Tube, cont sl 1/16 (1.6 mm) wire x 4.000	1 (5 per pkg)
8	156821	156821	Extension, barrel 2.875 lg	1
9	144862	144862	Extension, nozzle	1
10	050622	050622	Nozzle, 5/8 orf (15.9 mm) x 1-5/8 lg	1 (2 per pkg)
11	050115	050115	Nozzle, 1/2 orf (12.7 mm) x 1-5/8 lg	1 (2 per pkg)
12	050116	050116	Nozzle, 13/16 (20.6 mm) orf x 1-5/8 lg	1 (2 per pkg)
13	009925	009925	Nozzle, spot outside corner .937 ID x 2.375	1
14	000443	000443	Nozzle, spot inside corner	1
15	004466	004466	Nozzle, spot flat, 1-3/8 orf (35 mm)	1
16	000442	000442	Nozzle, spot flat, 15/16 orf (24 mm)	1
	050960	050960	Wrench	1
	053131	053131	Drive Roll, V-knurfl .030-1/16 (0.8-1.6 mm)	1
	194405 ¹	—	Complete Conduit Assemblies with Liner and Fittings (replaces 112 715)	15 ft
	194410 ¹	—	Complete Conduit Assemblies with Liner and Fittings (replaces 112 716)	30 ft
	191065	—	Replacement Liner, gun feed cable .187 OD x .110 ID	32 ft
	191066	—	Replacement Liner, gun feed cable .187 OD x .110 ID	50 ft
	197440	—	Replacement Liner, bulk gun feed cable .187 OD x .110 ID	500 ft
	191061	—	Replacement Tubing, gun liner carrier	15 ft
	191062	—	Replacement Tubing, gun liner carrier	30 ft
	191063	—	Replacement Tubing, gun liner carrier	50 ft
	156486	—	Conversion Kit, converts XRs with 4" contact tubes to 1-7/16" tubes	1

¹Updates XRs from one-piece conduit (112715 or 112716) to new style configuration that features replaceable feed cable liners and improved feedability.

Spoolmatic serial numbers
 KD376404 - LC259177
 XR prior to serial number
 LC373469



193142 Barrel Assembly



- | | | | |
|--------------------------------|-------------------|-----------------------------------|-------------------|
| 1. Head Tube Liner | (See chart below) | 10. Collet Nut | 136748 |
| 2. O-Ring .614 ID | 134800 | 11. Contact Tip | (See chart below) |
| 3. O-Ring .176 ID | 164485 | 12. Barrel Extension (Air-cooled) | 156821 |
| 4. Barrel Adapter (Air-cooled) | 164423 | 13. Nozzle Extension (Air-cooled) | 144862 |
| 5. Set Screw | 602172 | 14. Nozzle (Standard) | 050622 |
| 6. Jam Nut (Air-cooled) | 058685 | Wrench (Not shown) | 136821 |
| 7. Head Tube (Air-cooled) | 164422 | 15. Nozzle Extension (13 mm) | 050115 |
| 8. Set Screw (Air-cooled) | 604612 | 16. Nozzle Extension (21 mm) | 050116 |
| 9. Contact Tip Adapter | 16442 | | |

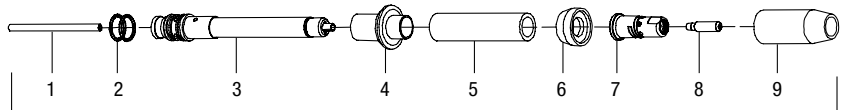
Air-cooled parts breakdown and gun shown. Consult owner's manual for water-cooled parts and consumables.

XR™/XR-M, Spoolmatic® 15/30A Consumables

Wire Diameter	Standard Contact Tip I.D.	Optional (Smaller) Contact Tip I.D.	Gun Head Tube Liner
.030 in (0.8 mm)	.041 in (1.0 mm) 135428	.036 in (1.0 mm) 135427	136682
.035 in (0.9 mm)	.052 in (1.3 mm) 135430	.041 in (1.0 mm) 147314	136682
.047 in (1.2 mm)	.061 in (1.5 mm) 135424	.052 in (1.0 mm) 135429	136683
.062 in (1.6 mm)	.081 in (2.1 mm) 135425	.073 in (1.0 mm) 135426	136683

For guns between LC259177 and LE239243.

Spoolmatic effective with serial number LE239243
 XR effective with serial number LE033395



#231 523 Air-Cooled Assembly Kit (Illustrated above)
 #231 524 Water-Cooled Assembly Kit (Not shown, consult owner's manual)



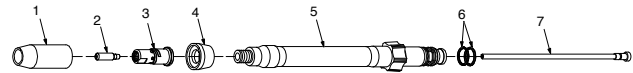
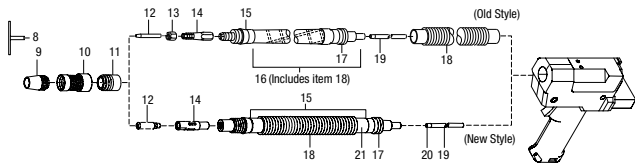
- | | | | |
|---------------------------------|---------------|----------------------|-------------------|
| 1. Head Tube Liner | 212156 | 6. Nozzle Insulator | 232284 |
| 2. O-Ring .614 ID | 134800 | 7. Diffuser | 227749 |
| 3. Barrel Assembly (Air-cooled) | 221087 | 8. Contact Tip | (See chart below) |
| 4. Barrel Pistol Insulator | 219795 | 9. Nozzle (Standard) | 199613 |
| 5. Outer Insulating Jacket | 219794 | | |

Air-cooled parts breakdown and gun shown. Consult owner's manual for water-cooled parts and consumables.

XR™/XR-M, Spoolmatic® 15/30A FasTip™

Wire Diameter Steel / Aluminum	FasTip Contact Tip I.D.	XR-Pistol Drive Rolls	XR-Pistol All-Wire Dual Groove Drive Rolls	Cable Liners
.035 in (0.9 mm) / .030 in (0.8 mm)	.041 in (1.0 mm) 206186	183357	136135	191065 15 ft (4.6 m) or
.040 in (1.0 mm) / .035 in (0.9 mm)	.047 in (1.2 mm) 206187	183357	136135	30 ft (9.1 m)
.045 in (1.2 mm) / -	.053 in (1.3 mm) 206188	183357	136135	191066 50 ft (15.2 m)
.052 in (1.3 mm) / .047 in (1.2 mm)	.061 in (1.5 mm) 206189	183358	136135	197440 500 ft (152 m)
.062 in (1.6 mm) / -	.071 in (1.8 mm) 206190	183358	136135	

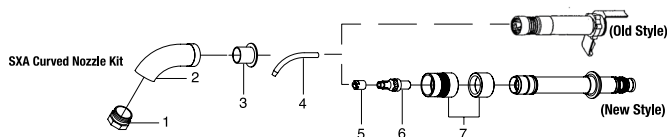
XR™ -A/Spoolmatic® 30A Options



Item #	Part #	Description	Kit Quantity
	273232	Kit, Flex Head 10 in for XR-A Pistol and Spoolmatic Gun	
	267517	Kit, Flex Head, XR Alumina-Pro, Pistol-Pro, Pistol-Plus and Spoolmatic Pistol Pro	
1	198855	Nozzle, Brass	1
2	206187	Tip, Fastip .312 OD .040 And .035AL Wires	3
2	206189	Tip, Fastip .312 OD .052 And 3/64AL Wires	3
3	229670	Diffuser, .281/.312 OD Collar Fastip 1/8 Rec Alumina	1
4	229889	Nut, Head Tube Rotation Water	1
5	M1575	Tube, Body, Head Flexible XR Pistol Guns	1
5	M1516	Tube, Body, Head Flexible AP/PP/SP Guns	1
6	134800	O-Ring, .614 ID X .070 CS 70 Duro Buna-N O-Ring	2
7	M1507	Liner, Teflon .030-.035 Wire AP 1	1
7	M1508	Liner, Teflon .047-.062 Wire AP 1	1
7	M1509	Liner, Teflon .030-.035 Wire PP/SP 1	1
7	M1514	Liner, Teflon .047-.062 Wire PP/SP 1	1
	M1502	Kit, Contact Tips, XR Pistol	
	273237	Instruction, Field Kit 273232	
	267519	Instruction, Field Kit 267519	

Spoolmatic includes liners for AP, PP and SP.

Item #	Part # (Old Style)	Part # (New Style)	Description	Kit Quantity
8	136821	—	Wrench (standard length), nut tip contact	1
9	—	See page 43	Nozzle	1
10	144862	144862	Extension Nozzle	1
11	130632	130632	Insulator, ring	1
12	—	See page 43	Contact Tip	1
13	136748	—	Nut, compression	1
14	136431	—	Adapter, contact tube	1
	—	209875	Diffuser, FasTip slotted	1
15	153667	153667	Clamp, Sst bundle dia 2.00 x .18 wide x 7.90 lg	1 (Old Style) / 2 (New Style)
16	140665	212679	Tube, head flexible (includes)	1
17	134800	134800	O-Ring, .614 ID x .070CS	2
18	131171	131171	Tubing, nrm convoluted 7.100 lg x .740 ID cuffs	1
19	138255	222853	Liner, teflon .030-.035 (0.8-0.9 mm) wire x 11.625 lg, black	1
	132682	1910031	Liner, teflon .047-.062 (1.2-1.6 mm) wire x 11.625 lg, yellow	1
	—	212401	Liner, phos bronze .030-1/16 (0.8-1.6 mm) wire x 11.249	1
20	—	134799	O-Ring, .176 ID x .070CS	1
21	—	212680	Flex torch (inside tubing)	1

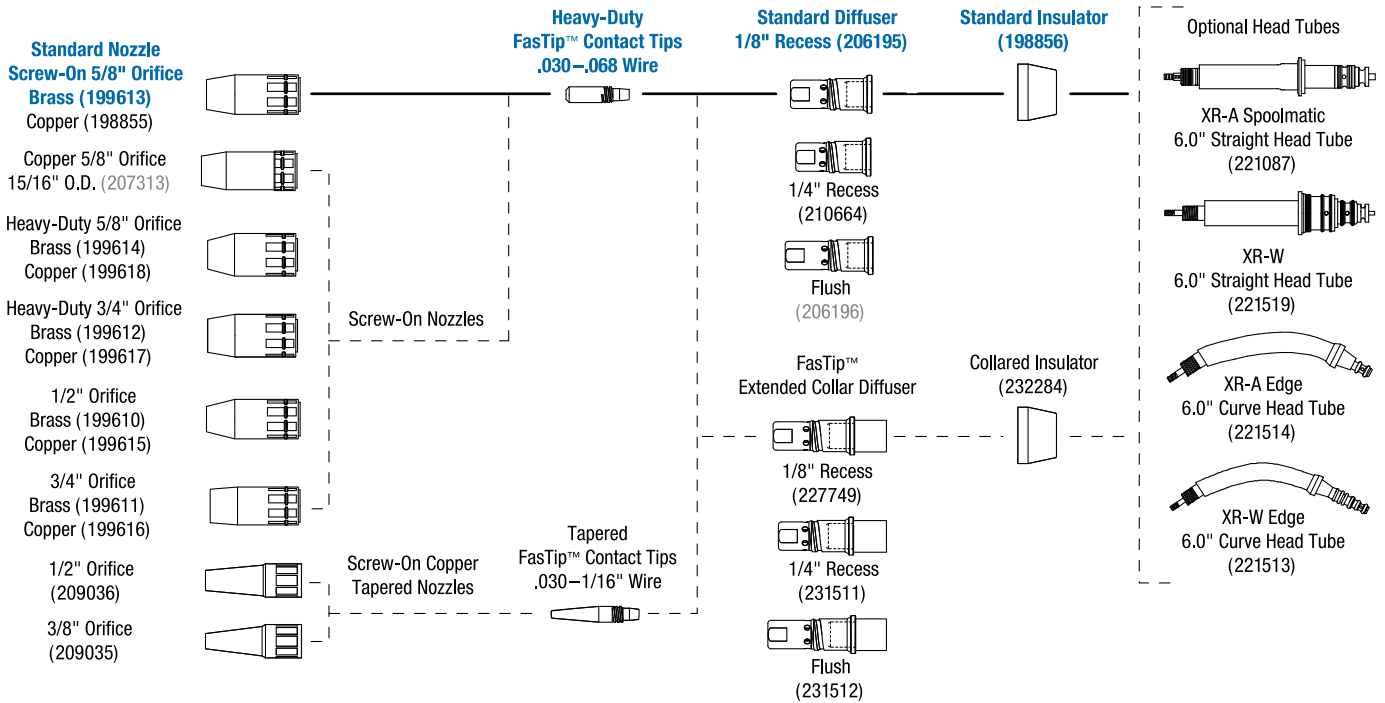


New style Spoolmatic effective with serial number LE239243.
New style XR effective with serial number LE033395.

Item #	Part # (Old Style)	Part # (New Style)	Description	Kit Quantity
	147174	300161	Kit, SXA Curved Nozzle 50 Degree, Machine Sales Item	
1	005417	005417	Nut, retaining ring	1
2	005432	005432	Nozzle, curve with collar	2
3	148158	148158	Insulator, nozzle	2
4	148155	148155	Tip, cont sl .030-.035 (0.8-0.9 mm) wire curved	2
	148154	148154	Tip, cont sl 3/64 (1.19 mm) wire curved	2
	148156	148156	Tip, cont sl 1/16 (1.6 mm) wire curved	2
5	136748	136748	Nut, compression	1
6	185110	185110	Adapter, quick-change contact tip	1
7	—	193794	Kit, nozzle adapter	1
8	148151	148151	Wrench (short length), nut retaining tip contact	1
	—	222462	Kit, 50 degree head tube (air-cooled), Machine Sales Item	1
	—	222464	Kit, 50 degree head tube (water-cooled), Machine Sales Item	1

New Style XR™-Edge and XR™ /Spoolmatic® FasTip™ Consumables

Note: Standard gun components are in blue type.



XR™-Edge Consumables

Wire Diameter	Standard Contact Tip I.D.	Optional (Smaller) Contact Tip I.D.	Gun Head Tube Liners	Aluminum Feed Cable Liners
.030 in (0.8 mm)	.041 in (1.0 mm) 135428	.036 in (0.9 mm) 135427	193793	191065 30 ft (9 m)
.035 in (0.9 mm)	.052 in (1.3 mm) 135430	.041 in (1.0 mm) 147314	193793	191066 50 ft (15.2 m)
.040 in (1.0 mm)	.052 in (1.3 mm) 135430	—	193793	197440 500 ft (152 m)
.047 in (1.2 mm)	.061 in (1.5 mm) 135424	.052 in (1.3 mm) 135429	193792	
1/2 in (13 mm)		orifice (2 per pkg)	050115	
13/16 in (21 mm)		orifice (2 per pkg)	050116	

XR™-Edge FasTip™ Consumables

Wire Diameter Steel / Aluminum	FasTip Contact Tip I.D.	XR-Edge Drive Rolls	Optional Isolated XR-Edge Drive Rolls	Cable Liners
.035 in (0.9 mm) / .030 in (0.8 mm)	.041 in (1.0 mm) 206186	194114	198434	191065 15 ft (4.6 m) or 30 ft (9.1 m)
.040 in (1.0 mm) / .035 in (0.9 mm)	.047 in (1.2 mm) 206187	194115	198435	
.045 in (1.2 mm) / —	.053 in (1.3 mm) 206188	196302	198436	191066 50 ft (15.2 m)
.052 in (1.3 mm) / .047 in (1.2 mm)	.061 in (1.5 mm) 206189	194116	198437	197440 500 ft (152 m)
.062 in (1.6 mm) / —	.071 in (1.8 mm) 206190	194117	198438	
5/8 in (16 mm) orifice	197728 Nozzle			
13/16 in (21 mm) orifice	0501161 Nozzle			

Contact Tips		
(10 p/pkg)	(25 p/pkg)	Description
Heavy-Duty FasTip™		
223016	206186	.030/.035 in (0.8/0.9 mm) aluminum wire
223017	206187	.035/.040 in (0.9/1.0 mm) aluminum wire
223018	206188	.040/.045 in (1.0/1.2 mm) aluminum wire
223019	206189	.052 in (1.3 mm) or 3/64 in (1.2 mm) aluminum wire
223200	206190	1/16 in (1.6 mm)
—	206191	.068 in (1.7 mm) or 1/16 in (1.6 mm) aluminum wire
Tapered FasTip™		
—	209026	.030/.035 in (0.8/0.9 mm) aluminum wire
—	209027	.035/.045 in (0.9/1.2 mm) aluminum wire
—	209028	3/64 in (1.2 mm)
—	209029	.052 in (1.3 mm)
—	209030	1/16 in (1.6 mm)

SPOOL GUNS

XR-Aluma-Pro

231519 Air-Cooled Assembly Kit
Short Barrel, 4 in (102 mm)

231518* Air-Cooled Assembly Kit
Long Barrel, 6 in (152 mm)

1. Head Tube Liner	(See chart below)	6. Insulating Jacket, short	227159
2. Head Tube O-Rings	230969	Insulating Jacket, long	229673
3. Lock Nut	227168	7. Gas Diffuser	229670
4. Insulator Ring Rear	227416	8. FasTip™ Contact Tip	(See chart below)
5. Head Tube Short	227158	9. Nozzle (Standard)	198855
Head Tube Long	229672	Flex Head	267517

Note: For optional consumables see page 43.

XR™ -Aluma-Pro™ Consumables

Air-cooled parts breakdown and gun shown.
Consult owner's manual for water-cooled parts and consumables.

Wire Diameter Steel / Aluminum	FasTip Contact Tip I.D.	Drive Rolls	Idler Rolls	Inlet Guides	Air-Cooled Head Tube Liner Short Barrel, 4 in (102 mm)	Air/Water Cooled Head Tube Liner Long Barrel, 6 in (152 mm)	Cable Liners
.035 in (0.9 mm) / .030 in (0.8 mm)	.041 in (1.0 mm) 206186	227434	227439	227408	227161	229674	229887 15 ft (4.6 m)
.040 in (1.0 mm) / .035 in (0.9 mm)	.047 in (1.2 mm) 206187	227434	227439	227408	227161	229674	229891 25 ft (7.6 m)
.045 in (1.2 mm) / -	.053 in (1.3 mm) 206188	227434	227439	227408	230239	229431	232321 35 ft (10.6 m)
.052 in (1.3 mm) / .047 in (1.2 mm)	.061 in (1.5 mm) 206189	227434	227439	227408	230239	229431	233999 Long*
.062 in (1.6 mm) / -	.071 in (1.8 mm) 206190	227434	230710	230711	230239	229431	233998 Short*

*Optional phos bronze liners.

XR-Aluma-Pro Plus

246301 Air-Cooled Assembly Kit, Long Barrel

1. Head Tube Liner	230242	5. Insulating Jacket, Long	229673
2. Head Tube O-Ring	191191	6. Diffuser	D-1AP
3. Insulator	227416	7. Contact Tip	(See chart below)
4. Lock Nut	227168	8. Nozzle (Standard)	N-5818C

XR™ -Aluma-Pro Plus™ Consumables

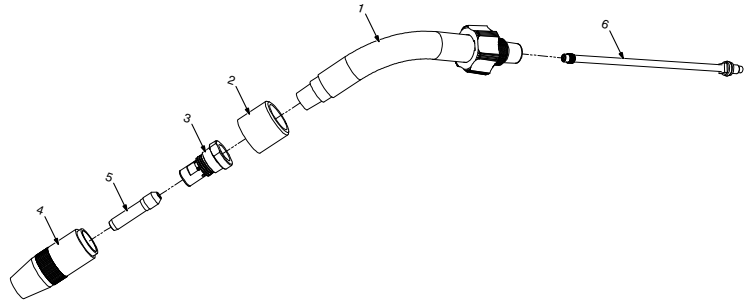
Air-cooled parts breakdown and gun shown.
Consult owner's manual for water-cooled parts and consumables.

Wire Diameter Steel / Aluminum	Contact Tips (10 pack) Steel / Aluminum	Drive Rolls	Idler Rolls	Air/Water Cooled Head Tube Liner Long Barrel, 6 in (152 mm)	Cable Liners
.035 in (0.9 mm) / .030 in (0.8 mm)	T-035 / -	254756	230708	230235	229887 15 ft (4.6 m)
.040 in (1.0 mm) / .035 in (0.9 mm)	- / T-035AL	254756	230708	230235	229891 25 ft (7.6 m)
.045 in (1.2 mm) / -	T-045 / T-047AL	254756	230708	230242	232321 35 ft (10.6 m)
.052 in (1.3 mm) / .047 in (1.2 mm)	- / -	254756	230708	230242	233999 Long*
.062 in (1.6 mm) / -	T-062 / T-062AL	254756	230708	230242	233998 Short*

Air-cooled parts breakdown and gun shown. Consult owner's manual for water-cooled parts and consumables.
*Optional phos bronze liners.

For parts and support on the XR Python please contact **MK Products at 949-863-1234**

XR-Aluma-Pro Lite



XR™ -Aluma-Pro™ Lite Consumables

Air-cooled parts breakdown and gun shown. Consult owner's manual for water-cooled parts and consumables.

Item #	Part #	Description	Quantity
	254477	Head Tube Assembly, Aluma-Pro Lite (Including)	1
1	QT2-45	Tube, Body 45 Degree x 2.69 Lg	1
	1840057	Clip-on Q-Nut Cover	1
	1840031	Body Tube Insulating Sleeve	2
2	4323R	Insulator, Nozzle (Small)	1
3	DS-1	Diffuser, C-Fire (Small Nozzle)	1
4	NS-1218C	Nozzle, C-Fire Small Copper 1/2 in. Recess 1/8 in.	1
5	T-047AL	Centerfire™ Contact Tip, Aluminum 3/64 in.	1
5	T-035AL	Centerfire™ Contact Tip, Aluminum .035	1
6	258541	Kit, Jump Liner Assembly .030-.035 (5 pk)	1
6	258542	Kit, Jump Liner Assembly .047-.062 (5 pk)	1
6	258726	Kit, Jump Liner Assembly .030-.035 14 in. Long (5 pk)	1
6	258727	Kit, Jump Liner Assembly .047-.062 14 in. Long (5 pk)	1
	M1440	Cable Liner for Gun	1
	254756	Drive Roll	1
	227439	Idler	1

Optional Head Tube Assemblies (for XR-Aluma-Pro guns) continued on page 46



45 Degree/4 Inch (Air-Cooled) 255037



45 Degree/4 Inch (Water-Cooled) 255338



45 Degree/6 Inch (Air-Cooled) 255040



45 Degree/6 Inch Heavy-Duty (Water-Cooled) 258293



45 Degree/6 Inch (Water-Cooled) 231517



45 Degree/10 Inch Tight ACS (Air-Cooled) 258295

Optional Head Tube Assemblies (for XR-Aluma-Pro guns)



60 Degree/4 Inch (Air-Cooled) **231519**



60 Degree/4 Inch (Water-Cooled) **255038**



60 Degree/6 Inch (Air-Cooled) **231518**



60 Degree/6 Inch (Water-Cooled) **255041**



60 Degree/6 Inch Heavy-Duty
(Water-Cooled) **258294**



180 Degree/4 Inch (Air-Cooled) **255716**



180 Degree/4 Inch (Water-Cooled) **255717**



180 Degree/6 Inch (Air-Cooled) **258476**



180 Degree/6 Inch (Water-Cooled) **258477**



180 Degree/8 Inch (Air-Cooled) **255042**



180 Degree/8 Inch (Water-Cooled) **255043**



45 Degree/6 Inch with Centerfire™
(Water-Cooled) **246205**



60 Degree/6 Inch with Centerfire™
(Air-Cooled) **246301**

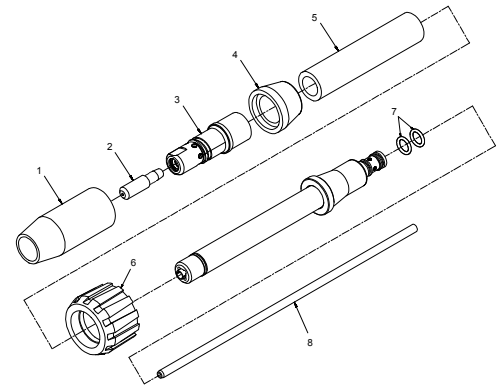


180 Degree/4 Inch with Centerfire™
(Air-Cooled) **258474**



180 Degree/4 Inch with Centerfire™
(Water-Cooled) **258475**

XR-Pistol Pro

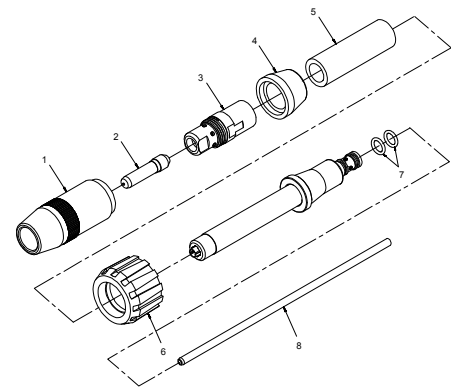


XR™ -Pistol Pro Consumables

Air-cooled parts breakdown and gun shown. Consult owner's manual for water-cooled parts and consumables.

Item #	Part #	Description	Quantity
	255716	Kit, Head Tube Assembly (Air) AP/PP 180 Degree 4 in.	1
1	198855	Nozzle, Copper 5/8 in.	1
2	206189	Tip, Fastip .312 Od .052 And 3/64 Al Wires	1
3	229670	Diffuser, .281/.312 Od Collar Fastip 1/8 Rec Aluma	1
4	232284	Insulator, Nozzle Collared	1
5	M1366	Jacket Outer Insulating A/C Pistol Pro	1
6	227168	Nut, Head Tube Rotation	1
7	191191	O-Ring, .312 Id x .070 Cs 70 Duro Buna-n	2
8	M1273	Liner, Teflon .047-.062 Wire Pistol Pro	1
	230969	Kit, Replacement O-Rings Head Tube Air	1

XR-Pistol Pro Plus



XR™ -Pistol Pro Plus Consumables

Air-cooled parts breakdown and gun shown. Consult owner's manual for water-cooled parts and consumables.

Item #	Part #	Description	Quantity
	258474	Kit, Head Tube Assembly (Air) AP/PP 180 Degree 4 in. Lg Cntrfr	1
1	N-5818C	Nozzle, C-Fire Large Copper 5/8 in. Recess 1/8 in.	1
2	T-047AL	Contact Tip, Centerfire™ .047 Aluminum	1
3	D-1AP	Diffuser, Centerfire™ -D-1AP	1
4	232284	Insulator, Nozzle Collared Diffuser (For 180 Degree/ Straight Only)	1
5	M1190	Insulator, Outer 180 Degree/ Straight (Air)	1
6	227168	Nut, Head Tube Rotation	1
	230969	Kit, Replacement O-Rings Head Tube Air (Includes)	1
7	191191	O-Ring, .312 Id x .070 Cs 70 Duro Buna-n	2
8	M1442	Liner, Teflon .047-.062 Wire Soft Pro/Plus	1

Spectrum® Plasma Torch History

Leather Torch Cable Covers	
Description	Part #
20 ft. Cable Cover	239642
25 ft. Cable Cover	231867
50 ft. Cable Cover	231868

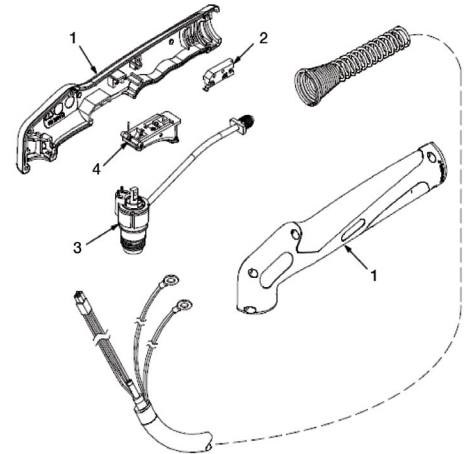
Model	Machine Stock #	Machine Kill Date	Original Torch	Recommended Replacement
Spectrum® 125C	907149, 907169	N/A	ICE-12C, pg 50	ICE-12C, 20 ft (6.1 m) Hand-Held 195172, pg 50
Spectrum® 300	903479, 903787	N/A	ICE-25C, pg 50	ICE-25CX, 20 ft (6.1 m) Hand-Held 195007, pg 50
Spectrum® 375	903891, 903871 CE 907532	January 2013	ICE-27C, pg 50 XT-30C, pg 47	XT30C, 20 ft (6.1 m) Hand-Held 255685, pg 50 XT30C, 20 ft (6.1 m) Hand-Held 255685, pg 47
Spectrum® 375 X-TREME™	907339, 907303 907529	June 2014	ICE-27T, pg 50 XT30, pg 47	XT30, 12 ft (3.7 m) Hand-Held 249949, pg 50 XT30, 12 ft (3.7 m) Hand-Held 249949, pg 47
Spectrum® 500	903143, 903144, 903145, 903146, 903187, 903201	May 2014	APT-5000	ICE-50, 30 ft (9 m) Hand-Held 169199 ¹ / 50 ft (15.2 m) Hand-Held 169244 ¹ ,
Spectrum® 625	907058, 907058011	October 2013	ICE-40C, pg 48	ICE-40C, 25 ft (7.6 m) Hand-Held 195110 / 50 ft (15.2 m) Hand-Held 195111
Spectrum® 625 X-TREME™	907404, 907404011, 9074041012 907531, 907531001	October 2013	ICE-40T, pg 48 XT40, pg 48	XT-40, 12 ft (3.7 m) Hand-Held 249951 / 20 ft (6.1 m) Hand-Held 249952, pg 48 XT40, 12 ft (3.7 m) Hand-Held 249951 / 20 ft (6.1 m) Hand-Held 249952, pg 48
Spectrum® 625 X-TREME™	907579, 907579001 907579002, 90757903	October 2013 October 2019	XT40 w/Connect, pg 48	XT40, 12 ft (3.7 m) Hand-Held W/ Disconnect 260633 / 20 ft (6.1 m) Hand-Held W/ Disconnect 260635, pg 48 XT40M Machine Long Body 25 ft (7.6 m) 259305 / Short Body 25 ft (7.6 m) 257462, pg 48
Spectrum® 650	903788, 903790	N/A	ICE-50C, pg 52	ICE-50C, 25 ft (7.6 m) Hand-Held 176824 / 50 ft (15.2 m) Hand-Held 176826
Spectrum® 700	903444, 903445, 903446, 903447	November 2015	ICE-50, pg 52	ICE-50, 30 ft (9 m) Hand-Held 169199 / 50 ft (15.2 m) Hand-Held 169244,
Spectrum® 701	950468, 950471, 950469, 950472 950470, 950473	N/A	ICE-50C, pg 52	ICE-50C, 25 ft (7.6 m) Hand-Held 176824 / 50 ft (15.2 m) Hand-Held 176826, pg 52 ICE-50CM, 50 ft (15.2 m) Machine-Held 176828 Note: ICE-55C Not Recommended.
Spectrum® 750	903193, 903194, 903195	February 2011	APT-7000	ICE-70, 30 ft (9 m) Hand-Held 169203 ² / 50 ft (15.2 m) Hand-Held 169245 ²
Spectrum® 875	907390011, 907390012	October 2013	ICE-60T, pg 54	ICE-60T, 20 ft (7.6 m) Hand-Held 234132 / 50 ft (15.2 m) Hand-Held 234134, pg 54 XT60, 20 ft Hand-Held Torch 249953 / 50 ft Hand-Held Torch 249954, pg 54
Spectrum® 875	249955 249956 907583, 907583001 907583002, 907583003	October 2013 October 2013 December 2017	XT60, pg 58 XT60, pg 58 XT60, pg 58	XT60M 25 ft. (7.6 m) Machine Torch Long Body 249955 / 50 ft (15.2 m), pg 58 Machine Torch Long Body 249956, pg 58 XT60 20 ft (7.6 m) Hand-Held 249953 / 50 ft (15.2 m) Hand-Held 249954, pg 58 XT60M 25 ft (7.6 m) Machine Torch Long Body 249955 / 50 ft (15.2 m) Machine Torch Long Body 249956, pg 58
Spectrum® 875 Auto-Line	907396, 907396001 907396002, 907396003	October 2017		XT60M, 20 ft (7.6 m) Hand-Held 249953 / 50 ft (15.2 m) Hand-Held 249954, pg 58 ICE-60TM, 25 ft (7.6 m) Machine-Held Torch with Pendant 300759 / Kit, ICE-60TM, Machine Torch 50 ft 300760
Spectrum® 875 Auto-Line	907584, 907584001 907584002, 907584003 907584004, 907584005	December 2017		XT60, 20 ft (7.6 m) Hand-Held 249953 / 50 ft (15.2 m) Hand-Held 249954, pg 58 XT60M, 25 ft (7.6 m) Machine Torch Long Body 249955 / Short Body 257464, pg 58 XT60M, 50 ft (15.2 m) Machine Torch Short Body 263952 / Long Body 249956, pg 58
Spectrum® 1000	903448, 903449, 903448011 907162	November 2009	ICE-70 ICE-80T, pg 55	ICE-70, 30 ft (9 m) Hand-Held 169203 / 50 ft (15.2 m) Hand-Held 169245 ICE-80T, 25 ft (7.6 m) Hand-Held 195223 / 50 ft (15.2 m) Hand-Held 195225, pg 55
Spectrum® 1250	903450, 903451, 903452	December 2005	ICE-100, pg 57	ICE-100, 30 ft (9 m) Hand-Held 169207 / 50 ft (15.2 m) Hand-Held 169246, pg 57
Spectrum® 1251	907305011, 907305012 907305013, 907305014	November 2009	ICE-100T, pg 57	ICE-100T, 25 ft (7.6 m) Hand-Held 225702 / 50 ft (15.2 m) Hand-Held 225704, pg 57 ICE-100TM, 25 ft (7.6 m) Machine-Held 225706 ⁴ / w/Pendant, 25 ft (7.6 m) Machine-Held 226057, pg 57
Spectrum® 1500	903147, 903148, 903186, 903149	N/A	APT-8000	ICE-70, 30 ft (9 m) Hand-Held 169203 ⁵ / 50 ft (15.2 m) Hand-Held 169245 ⁵
Spectrum® 1500D	907305	N/A	APT-8000	ICE-70, 30 ft (9 m) Hand-Held 169203 / 50 ft (15.2 m) Hand-Held 169245
Spectrum® 2050	903789	November 2008	ICE-50C, pg 53	ICE-50C, 25 ft (7.6 m) Hand-Held 176824 / 50 ft (15.2 m) Hand-Held 176826, pg 53
Spectrum® 2050	903777012, 903777013 903777022	October 2010	ICE-55C, pg 53	ICE-55C, 25 ft (7.6 m) Hand-Held 193347 / 50 ft (15.2 m) Hand-Held 193348, pg 53 ICE-55CM, 50 ft (15.2 m) Machine-Held 193349, pg 53, No Pendant
Spectrum® 2255	903755	January 2005		ICE-80CX, 25 ft (7.6 m) Hand-Held 216300, pg 55
Spectrum® 3080	903793012, 903795011, 903793013, 903795012 903793021, 903795021	December 2004	ICE-80C, pg 55	ICE-80CX, 25 ft (7.6 m) Hand-Held 216300 / 50 ft (15.2 m) Hand-Held 218044, pg 55 ICE-80CXM, 50 ft (15.2 m) Machine-Held 219944
Spectrum® LYNX	903552, 950611	December 2001	ICE-50C, pg 52	ICE-50C, 25 ft (7.6 m) Hand-Held 176824 / 50 ft (15.2 m) Hand-Held 176826, pg 52 Note: ICE-55C Not Recommended.
Spectrum® Thunder	903741, 903742	December 2001	ICE-12C, pg 50	ICE-12C, 20 ft (6.1 m) Hand-Held (kit) 216407, pg 52

Please order replacement torches through Miller Service Parts.
Telephone: 1-866-931-9730 Fax: 1-800-637-2315



XT30, XT30C & XT30R Service Parts/Consumables

Item #	Part #	Description	Quantity
	249949	XT30, 12 ft Hand-Held Torch (replacement)	1
	255685	XT30C, 20 ft Hand-Held Torch (replacement)	1
	268920	XT30R, 12 ft Hand-Held Torch (replacement)	
1	268929	Torch Handle Kit	1
1	259870	Torch Handle Kit	
2	249971	Torch Trigger	1
3	N/A	Leads XT30R, no replacement leads	
3	249957	Leads, XT30 12ft	
3	255686	Leads, XT30C 20 ft Hand Held Torch	
4	252938	Torch Body w/Cup Switch for XT30R	1
4	252938	Torch Body w/Cup Switch for XT30 and XT30C	
5	249972	Torch Trigger Assembly w/Spring	1
	249973	Cup Detect Switch w/Screws	

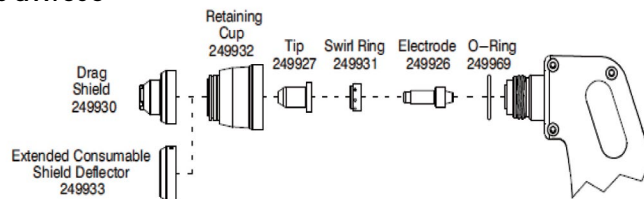


XT30, XT30C & XT30R Torch

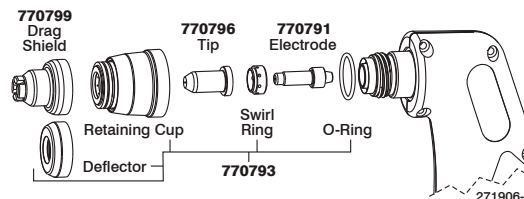
Consumables for XT30 and XT30C			
	249930	Drag Shield	1
	249933	Shield Deflector	1
	249932	Retaining Cup	1
	249927	Tip	3
	249931	Swirl Ring	1
	249926	Electrode	3
	249969	O-Ring	3
	253054	Stand-Off Guide	
	253520	Consumables Kit XT30	

XT30 & XT30C Consumables Kit Includes - v(1) O-ring 249969, (5) Electrode 249926, (5) Tip 249927, (1) Swirl Ring 249931, (1) Retaining Cup 249932, (1) Silicone Grease 252951, (1) Plastic Box 127493

Consumables for XT30 & XT30C



Consumables for XT30R

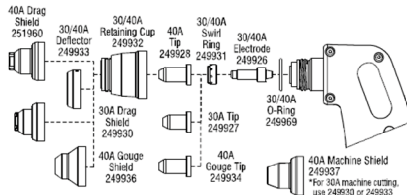


XT40, XT40R & XT40M Service Parts/Consumables

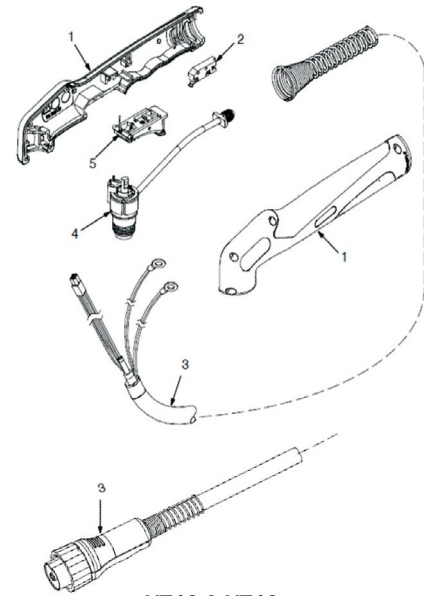
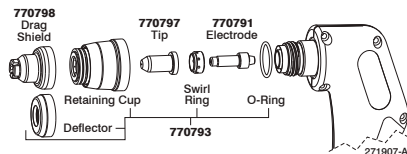
Item #	Part #	Description	Quantity
	249951	XT40, 12 ft Hand Held Torch	
	249952	XT40, 20 ft Hand-Held Torch	
	260633	XT40, 12 ft Hand-Held Torch w/Disconnect	
	260635	XT40, 20 ft Hand-Held Torch w/Disconnect	
	268923	XT40R, 12 ft Hand-Held Torch (Replacement)	
1	259870	Torch Handle Kit w/Screws	1
2	249971	Torch Trigger (Microswitch)	1
3	249959	Leads, XT40 12 ft Hand-Held Torch	1
3	249960	Leads, XT40 20 ft Hand-Held Torch	1
3	260637	Leads, XT40 12 ft Hand-Held Torch w/Disconnect	1
3	260638	Leads, XT40 20 ft Hand-Held Torch w/Disconnect	1
3	N/A	XT40R, No Replacement Leads	
4	252938	Torch Body Kit for XT40 and XT40R	1
4	252238	Torch Body Kit for XT40	
5	249972	Torch Trigger Assembly w/Spring	1
6	249973	Cup Detect Switch w/Screws	
	259305	XT40M, 25 ft Long Body Machine Torch w/Disconnect	
	257462	XT40M, 25 ft Short Body Machine Torch w/Disconnect	
1	259363	Mounting Screw for Machine Torch Body	3
2	259361	Mounting Sleeve for Machine Torch	1
3	259333	Kit, Torch Body w/Switch	1
4	263389	Positioning Sleeve Short Body	1
5	259357	Positioning Sleeve Long Body	1
6	259359	Stain Relief	1
7	259330	Leads, XT40M 25 ft Machine Torch	1
	253521	Consumables Kit XT40 ¹	

¹Consumables Kit XT40 253521-includes (5) Electrode 249926, (5) Tips 40_A 249928, (3) Tips 30A 249927(1) o-ring 249969, (1) Swirl ring 249931, (1) Retaining Cup 249932, (1) Gouge Tip 249936, (2) Gouge Shield 249936, (2) Drag Shield 30A 249930, (1) Drag Shield 40A 251960, (1) Deflector Shield 249933, (1) Silicone Grease 252951, (1) Plastic Box 127493

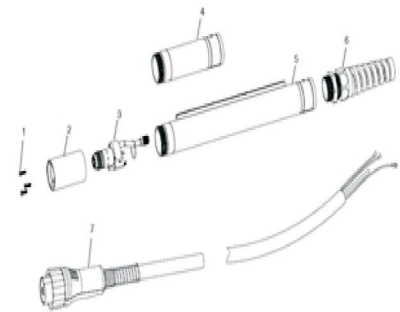
Consumables for XT40



Consumables for XT40R



XT40 & XT40 with Disconnect



XT40TM Torch Long & Short



263310 Shield Sense

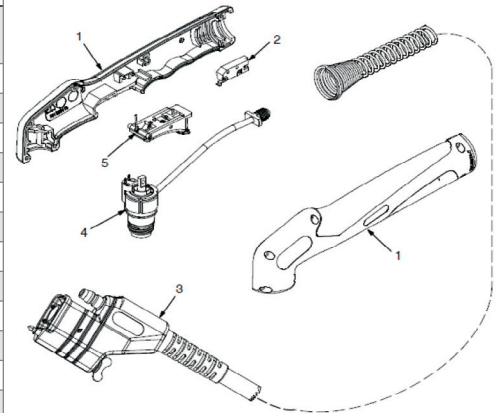
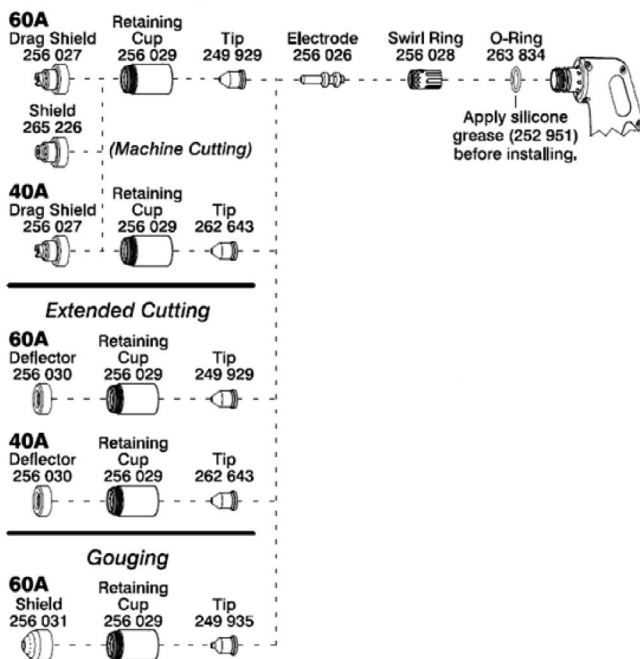


XT60 & XT60M Service Parts/Consumables

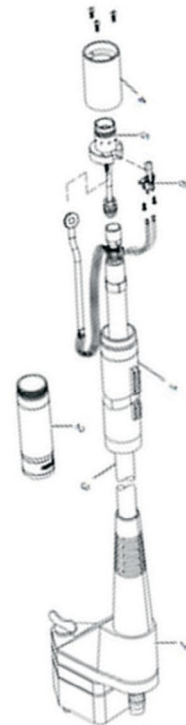
Item #	Part #	Description	Quantity
	249953	XT60, 20 ft Hand Held Replacement Torch	
	249954	XT60, 50 ft Hand Held Replacement Torch	
1	263950	Torch Handle Kit w/Screws	1
2	249971	Torch Trigger (Microswitch)	1
3	249961	Leads, XT60 20 ft Hand-Held Replacement Torch	1
3	249962	Leads, XT60 50 ft Hand-Held Replacement Torch	1
4	256039	Torch Body Kit w/Switch	1
5	249972	Torch Trigger Assembly w/Spring	1
6	249973	Cup Detect Switch w/Screws	1
		XT60M Machine Torches	
	249955	XT60M, 25 ft Long Body Machine Torch	
	249956	XT60M, 50 ft Long Body Machine Torch	
	257464	XT60M, 25 ft Short Body Machine Torch	
	263952	XT60M, 50 ft Short Body Machine Torch	
1	259357	Long Body Positioning Sleeve	1
2	263389	Short Body Positioning Sleeve	1
3	249963	XT60M Lead, w/QD 25 ft	1
3	249964	XT60M Lead, w/QD 50 ft	1
4	259361	Torch Sleeve	1
5	256040	Main Body w/Switch	1
6	259334	Cup Detect Switch	1
7	243754	Kit, XT60M QD w/Wing Head Fastener	1
	252951	Grease, silicone	1
	256033	Consumable Kit, XT60 ¹	
	253054	Stand-off Roller Guide	1
	253055	Circle Cutting Guide	1

¹XT60 Consumable kit Includes, (3) Electrodes 256026, (3) Tip XT60 249929, (1) Drag Shield 256027, (1) Swirl Ring 256028, (1) Retaining Cup 256029, (1) Deflector Shield 256030, (1) Gouge Tip 249935, (1) O-ring 263834, (1) Grease, Silicone 252951, (1) Plastic Box 127493

Consumables for XT60 & XT60M



XT60 Torch



XT60M Torch



263310 Shield Sense

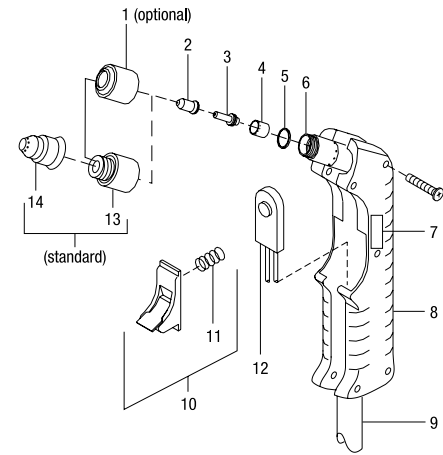
PLASMA CUTTING

ICE-12C Service Parts/Consumables

Item #	Part #	Description	Quantity
	216407	ICE-12C Replacement Torch w/Brass Elbow	1
	195172	ICE-12C, 20 ft Torch	1
Consumables			
1	196928	Cup, Shield (optional)	1
2	196926	Tip, 12 A	1 (5 per pkg)
3	196925	Electrode, 12 A	1 (5 per pkg)
4	196927	Swirl Ring, 12 A	1
5	196935	O-Ring, ICE-12C main body	1 (3 per pkg)
6	196932	Main Body w/Switch	1
7	196930	Label, ICE-12C	2
8	183427	Handle Assembly, complete	1
9	1969311	Leads, 20 ft	1
10	185833	Switch Assembly (includes spring)	1
11	190220	Spring	1
12	171248	Push Button Switch	1
13	197567	Cup, Retaining (drag shield)	1
14	196929	Shield, Drag	1
	252951	Grease, Silicon	1
	222938 ²	Consumable Kit (ICE-12C)	1
	253054	Stand-off Guide	1
	253055	Circle Cutting Guide	1

¹If used with Spectrum Thunder, 216277 fitting required.

²ICE-12C Consumable Kit includes (1) drag shield 196929 (1) plastic case 127493, (1) shield cup 197567, (4) tips 196926, (4) electrodes 196925, (1) o-ring 196935, and (1) silicone grease 252951.

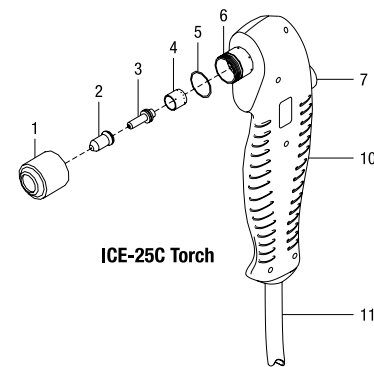


ICE-12C Torch

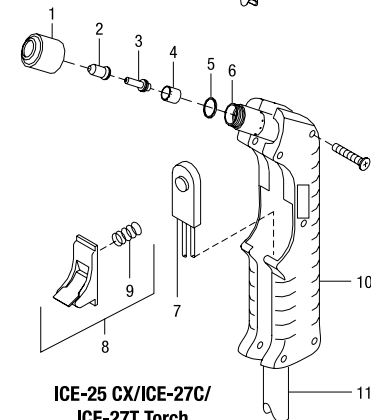
ICE-25C & 25CX/27C/27T

Item #	Part # ICE-25C	Part # ICE-25 CX/27C/27T	Description	Quantity
	—	195007	ICE-25CX, 20 ft Hand Held Replacement Torch	
	—	195014	ICE-27C, 20 ft Hand Held Replacement Torch	
	—	225615 249949	ICE-27T, 12 ft Hand Held Replacement Torch	
1	202808	202808	Cup, shield	1
2	176656	176656	Tip, 25/27 A (Non-Shielded)	1 (5 per pkg)
3	176655	176655	Electrode, 25/27 A	1 (5 per pkg)
4	202809	202809	Swirl Ring, 25/27 A	1
5	169232	169232	O-Ring (main body)	1 (3 per pkg)
6	178550	—	Main Body, ICE 25C	1
	—	203119	Main Body (ICE-27C/27T only)	1
7	171248	171248	Push Button Switch	1
8	—	185833	Switch Assembly (includes spring)	1
9	—	190220	Spring	1
10	183428	183427	Handle Assembly, complete	1
11	—	228405	Leads, 12 ft (ICE-27T)	1
	177893	—	Leads, 15 ft (ICE-25C)	1
	177894	—	Leads, 25 ft (ICE-25C)	1
	—	205881	Leads, 20 ft (ICE-25 CX)	1
	—	203120	Leads, 20 ft (ICE-27C)	1
	225671	225671	Tip, drag shield	1 (5 per pkg)
	225672	225672	Retaining Cup, drag shield	1
	225616	225616	Drag Shield	1
	252951	252951	Grease, Silicon	1
	—	222939 ³	Consumable Kit (ICE-27C/27T)	1
	253054	253054	Stand-off Guide	1
	253055	253055	Circle Cutting Guide	1

³ICE-27C Consumable Kit includes (1) plastic case 127493, (1) shield cups 202808, (5) tips 176656, (5) electrodes 176655, (1) swirl ring 202809, (1) o-ring 169232, and (1) silicone grease 252951.



ICE-25C Torch

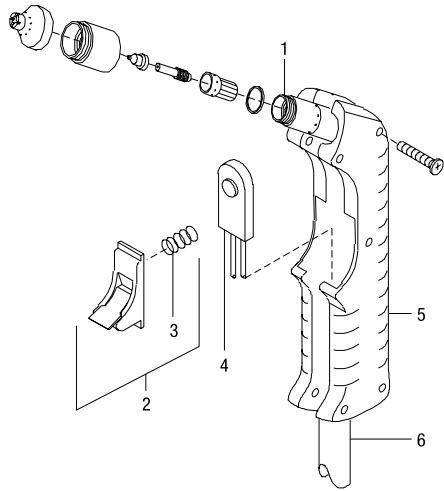


ICE-25 CX/ICE-27C/
ICE-27T Torch

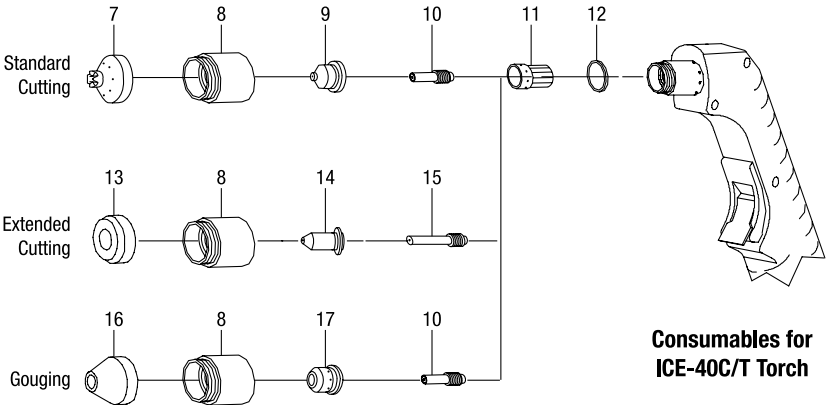


ICE-40C/T Service Parts/Consumables

Item #	Part # ICE-40C	Part # ICE-40T	Description	Quantity
	195110	—	ICE-40C, 25 ft Hand Held Replacement Torch	1
	195111	—	ICE-40C, 50 ft Hand Held Replacement Torch	1
	—	237502	ICE-40T, 12 ft Hand Held Replacement Torch	1
	—	237504	ICE-40T, 20 ft Hand Held Replacement Torch	1
1	192059	192059	Main Body	1
2	185833	185833	Switch Assembly (includes switch)	1
3	190220	190220	Spring	1
4	171248	171248	Push Button Switch	1
5	183427	183427	Handle Assembly, complete	1
6	209298	238558	Leads, 25 ft/ Leads, 12ft	1
	209299	238559	Leads, 50 ft	1
	252951	252951	Grease, Silicon	1
			Consumables	
7	204323	204323	Shield, drag	1
8	192050	192050	Cup, retaining	1
9	204325	204325	Tip, standard (40 A)	1 (5 per pkg)
10	192047	192047	Electrode, standard	1 (5 per pkg)
11	192049	192049	Swirl Ring	1
12	169232	169232	O-Ring	1 (3 per pkg)
13	177888	177888	Deflector	1
14	192052	192052	Tip, extended (40 A)	1 (5 per pkg)
15	192048	192048	Electrode, extended	1 (5 per pkg)
16	192203	192203	Shield, gouge	1
17	204332	204332	Tip, gouge	1 (5 per pkg)
	2229401	2229401	Consumable Kit (ICE-40C)	1
	253054	253054	Stand-off Guide	1
	253055	253055	Circle Cutting Guide	1



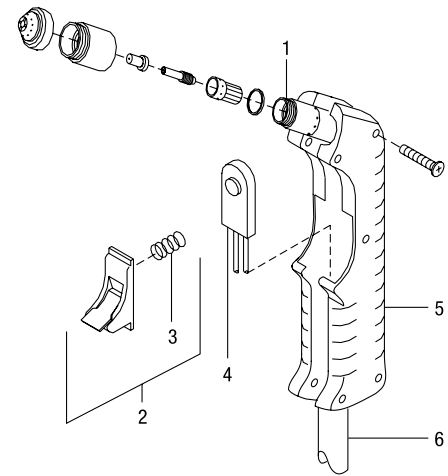
ICE-40C/T Torch



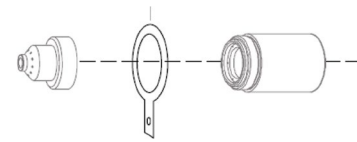
ICE-50C & 50CM Service Parts/Consumables

Item #	Part #	Description	Quantity
	176824	ICE-50C, 25 ft Hand Held Replacement Torch	1
	176826	ICE-50C, 50 ft Hand Held Replacement Torch	1
	176828	Torch, 50 ft (ICE-50CM) N/A	
ICE-50C Torch (Hand-Held)			
1	188794	Main Body	1
2	185833	Switch Assembly (includes)	1
3	190220	Spring	1
4	171248	Push Button Switch	1
5	183427	Handle Assembly, complete	1
6	179829	Leads, 25 ft	1
	179830	Leads, 50 ft	1
	252951	Grease, Silicon	1
Consumables			
7	192053	Shield, drag	1
8	192050	Cup, retaining	1
9	177890	Tip, standard	1 (5 per pkg)
	192051 ¹	Tip, standard (ICE-55C)	1 (5 per pkg)
10	192047	Electrode, standard	1 (5 per pkg)
11	177886	Swirl Ring	1
	192049 ¹	Swirl Ring (ICE-55C)	1
12	169232	O-Ring	1 (3 per pkg)
13	192058	Shield, machine	1
14	177888	Deflector	1
15	177876	Tip, extended	1 (5 per pkg)
	192056 ¹	Tip, extended tapered 55 A (ICE-55C)	1 (5 per pkg)
	192052 ¹	Tip, extended tapered 40 A (ICE-55C)	1 (5 per pkg)
	189407	Tip, extended (flat)	1 (5 per pkg)
16	192048	Electrode, extended	1 (5 per pkg)
17	192203	Shield, gouge	1
18	177878	Tip, gouge	1
	1922041	Tip, gouge (ICE-55C)	1 (5 per pkg)
19	226763	Sense Tab	1
	253055	Circle Cutting Guide	1

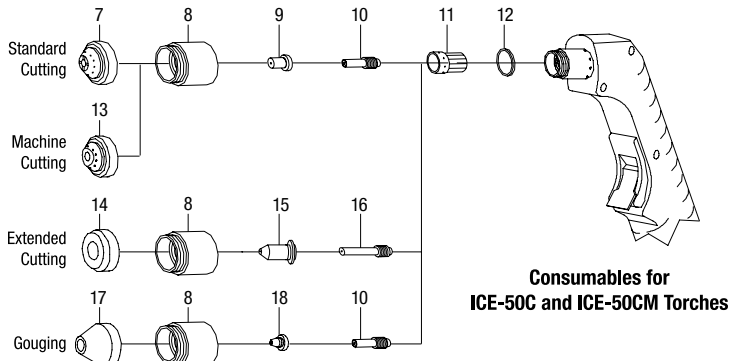
¹Spectrum 2050 Enhancement — For improved cutting performance and increased consumable life, Spectrum 2050 users are encouraged to update their existing ICE-50C Cutting Tips and Swirl Ring with the ICE-55C components. (The ICE-55C Tips must be used in conjunction with the ICE-55C Swirl Ring.)



ICE-50C Torch



**226763
Sense Tab**

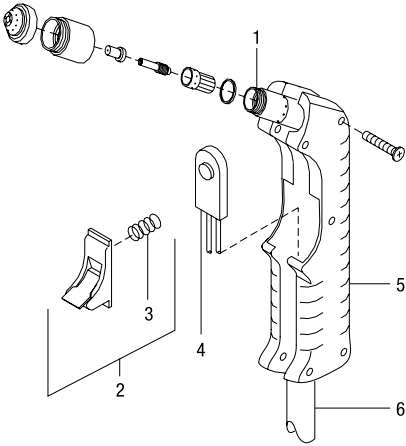


**Consumables for
ICE-50C and ICE-50CM Torches**

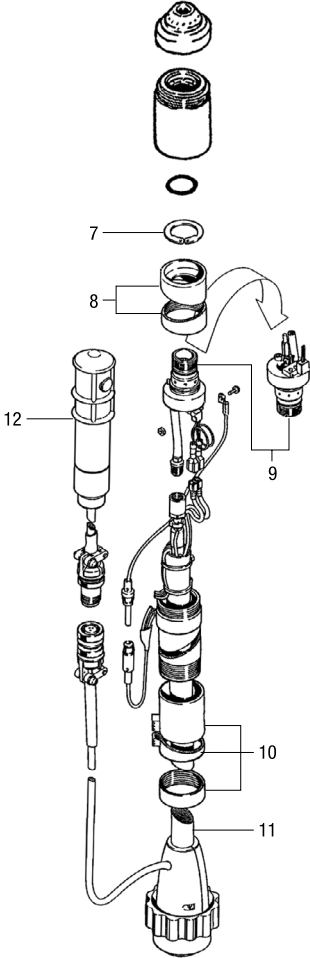


ICE-55C & 55CM Service Parts/Consumables

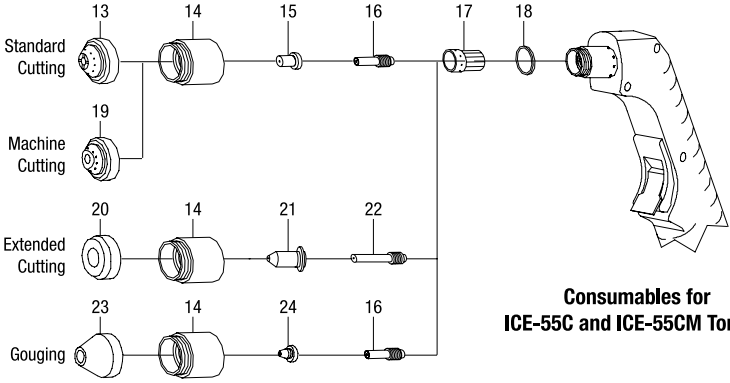
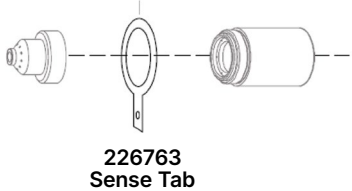
Item #	Part #	Description	Quantity
	193347	Torch, 25 ft (ICE-55C)	1
	193348	Torch, 50 ft (ICE-55C)	1
	193349	Torch, 50 ft (ICE-55CM)	1
ICE-55C Torch (Hand-Held)			
1	192059	Main Body	1
	202932	Plunger Repair Kit	1
2	185833	Switch Assembly (includes)	1
3	190220	Spring	1
4	171248	Push Button Switch	1
5	183427	Handle Assembly, complete	1
6	192062	Leads, 25 ft	1
	192063	Leads, 50 ft	1
	252951	Grease, Silicon	1
ICE-55CM Torch (Machine-Held)			
7	198644	Retaining Ring	1
8	198643	Torch Sleeve	1
9	192060	Main Body	1
10	180610	Position Sleeve	1
11	192061	Leads, 50 ft	1
12	180605	Remote Pendant Control	1
Consumables			
13	192053	Shield, drag	1
14	192050	Cup, retaining	1
15	192051	Tip, standard	1 (5 per pkg)
16	192047	Electrode, standard	1 (5 per pkg)
17	192049	Swirl Ring	1
18	169232	O-Ring	1 (3 per pkg)
19	192058	Shield, machine	1
20	177888	Deflector	1
21	192056	Tip, extended tapered (55 A)	1 (5 per pkg)
	192052	Tip, extended tapered (40 A)	1 (5 per pkg)
22	192048	Electrode, extended	1 (5 per pkg)
23	192203	Shield, gouge	1
24	192204	Tip, gouge	1 (5 per pkg)
25	226763	Sense Tab	1
	222941	Consumable Kit (ICE-55C)	1
	253055	Circle Cutting Guide	1



ICE-55C Torch



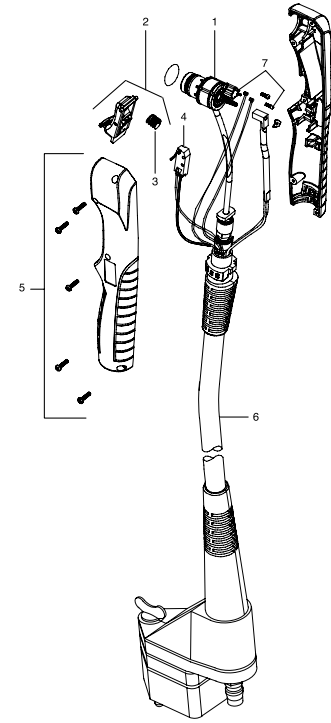
ICE-55CM Torch



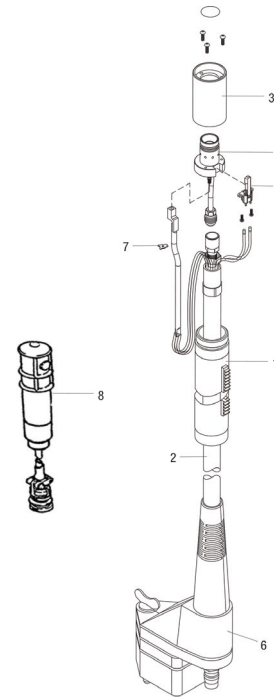
Consumables for ICE-55C and ICE-55CM Torches

ICE-60T & 60TM Service Parts/Consumables

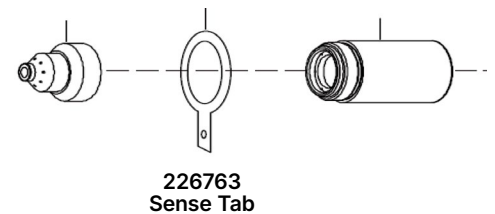
Item #	Part #	Description	Quantity
	234132	Torch, 20 ft (ICE-60T)	1
	234134 (249954)	Torch, 50 ft (ICE-60T)	1
	234136	Torch, 25 ft (ICE-60TM)	1
	234138	Torch, 50 ft (ICE-60TM)	1
	300759	Torch with Pendant, 25 ft (ICE-60TM)	1
	300760	Torch with Pendant, 50 ft (ICE-60TM)	1
ICE-60T Torch			
1	215477	Torch, Main Body	1
2	185833	Switch Assembly (includes spring)	1
3	190220	Spring	1
4	215592	Trigger Switch	1
5	215594	Handle Assembly	1
6	234132	Leads, 20 ft	1
	234134 (249954)	Leads, 50 ft	1
	252951	Grease, Silicon	1
7	215478	Switch Cup, Sensor	1
ICE-60TM Torch			
1	215607	Sleeve, Torch Position	1
2	234172	Torch Lead, 25 ft (7.6 m)	1
3	215599	Torch Sleeve	1
4	215598	Torch, Main Body	1
5	215478	Switch Cup, Sensor	1
6	234829	Kit, ICE-60T/TM QD w/Wing Head Fastener	1
7	215606	Clip, Retaining	1
8	195513	Remote Pendant Control	1
	220240	Cable, Remote Control Trigger 25 ft (7.6 m)	1
	220241	Cable, Remote Voltage Sense 26.5 ft (8 m)	1
Consumables			
9	212735	O-Ring	1 (5 per pkg)
10	212734	Swirl Ring	1
11	212724	Electrode	1 (5 per pkg)
12	219676	Standard 60A tip	1 (5 per pkg)
13	212725	Standard 40A tip	1 (5 per pkg)
14	212733	Retaining Cup	1
15	212730	Drag Shield	1
16	212732	Shield	1
17	219682	Extended 60A tip	1 (5 per pkg)
18	212729	Extended 40A tip	1 (5 per pkg)
19	212736	Deflector	1
20	219680	Gouge Tip	1 (5 per pkg)
21	212731	Gouge Shield	1
22	226763	Sense Tab	1
23	253054	Stand-off Guide	1
24	253055	Cutting Guide	1



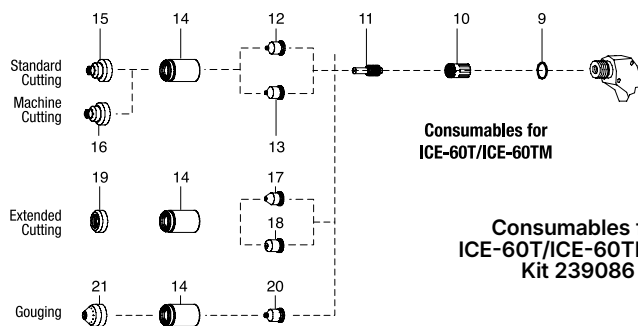
ICE-60T Torch



ICE-60TM Torch



226763 Sense Tab



Consumables for ICE-60T/ICE-60TM

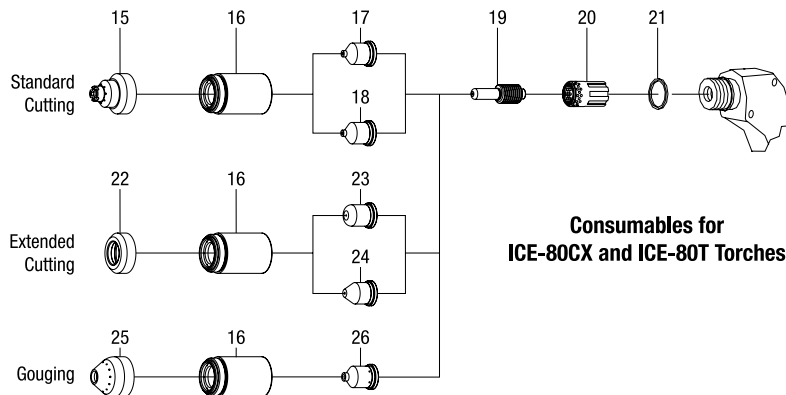
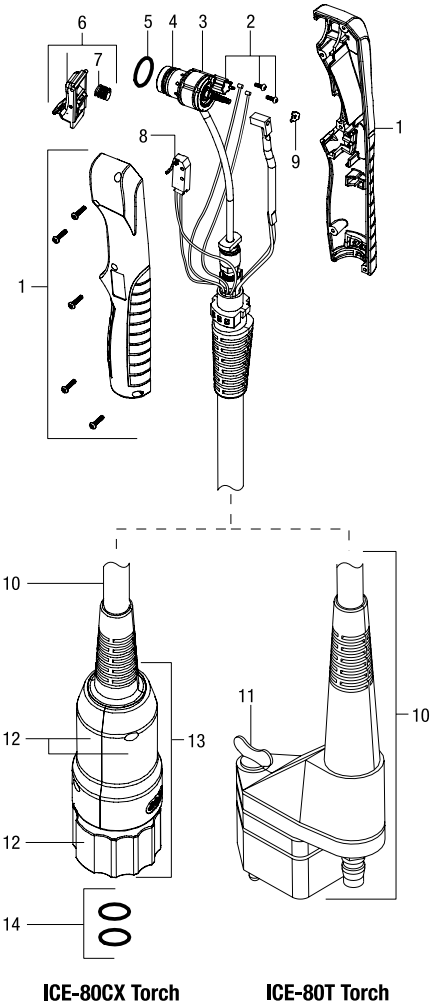
Consumables for ICE-60T/ICE-60TM and Kit 239086



ICE-80CX/80T Service Parts/Consumables

Item #	Part # ICE-80CX	Part # ICE-80T	Description	Quantity
	216300	195223	Torch, 25 ft	1
	218044	195225	Torch, 50 ft	1
1	215594	215594	Handle w/Screws	1
2	215478	215478	Cup Sensor Switch Kit	1
3	215477	215477	Main Body	1
4	215479	215479	Torch Head Repair Kit	1
5	212735	212735	O-Ring, main body	1 (5 per pkg)
6	185833	185833	Switch Assembly (includes)	1
7	190220	190220	Trigger Spring	1
8	215592	215592	Switch Trigger	1
9	215606	215606	Clip, Retaining	1
10	216309	2235431	Torch Lead, 25 ft (7.6 m)	1
	218045	2235441	Torch Lead, 50 ft (15.2 m)	1
11	—	227546	Fastener Stud	1
12	218177	—	Plug Assembly, quick disconnect	1
13	190497	—	Both Plastic Halves and Nut	1
14	187305	—	O-Ring, quick disconnect	2
Consumables				
15	212730	212730	Drag Shield	1
16	212733	212733	Retaining Cup	1
17	212725	212725	40 Amp Standard Tip	1 (5 per pkg)
18	212726	212726	80 Amp Standard Tip	1 (5 per pkg)
19	212724	212724	Electrode	1 (5 per pkg)
20	212734	212734	Swirl Ring	1
21	212735	212735	O-Ring	1 (5 per pkg)
22	212736	212736	Deflector	1
23	212729	212729	40 Amp Extended Tip	1 (5 per pkg)
24	212728	212728	80 Amp Extended Tip	1 (5 per pkg)
25	212731	212731	80 Amp Gouge Shield	1
26	212727	212727	80 Amp Gouge Tip	1 (5 per pkg)
	222942 ¹	222942 ¹	Consumable Kit (ICE-80T)	1
	253054	253054	Stand-off Guide	1
	253055	253055	Circle Cutting Guide	1

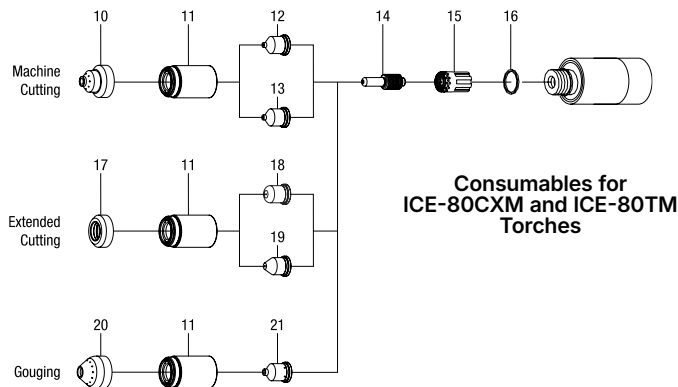
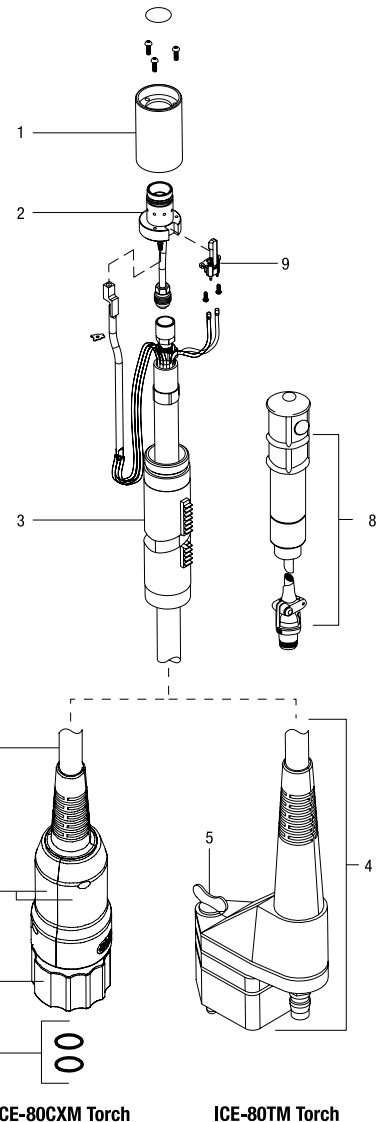
¹ICE-80T Consumable Kit includes (1) plastic case 127493, (1) drag shield 212730, (1) retaining cup 212733, (3) tips 212726, (6) electrodes 212724, (2) extended tips 212728, (1) gouge shield 212731, (1) gouge tip 212727, (3) o-rings 212735, and (1) silicon grease 252951.



ICE-80CXM/80TM Service Parts/Consumables

Item #	Part # ICE-80CXM	Part # ICE-80T	Description	Quantity
	216300	195223	Torch, 25 ft	1
	218044	195225	Torch, 50 ft	1
1	215594	215594	Handle with screws	1
2	215478	215478	Cup Sensor Kit	1
3	215477	215477	Main Body	1
4	215479	215479	Torch Head Repair Kit	1
5	212735	212735	O-Ring, main body	1 (5 per pkg)
6	185833	185833	Switch Assembly (includes)	1
7	190220	190220	Trigger spring	1
8	215592	215592	Switch trigger	1
9	215606	215606	Clip, retaining	1
10	216309	2235431	Torch Lead, 25 ft (7.6 m)	1
	218045	2235441	Torch Lead, 50 ft (15.2 m)	1
11	—	227546	Fastener Stud	1
12	218177	—	Plug Assembly, quick disconnect	1
13	190497	—	Both Plastic Halves and Nut	1
14	187305	—	O-Ring, quick disconnect	2
Consumables				
15	212730	212730	Drag Shield	1
16	212733	212733	Retaining Cup	1
17	212725	212725	40 Amp Standard Tip	1 (5 per pkg)
18	212726	212726	80 Amp Standard Tip	1 (5 per pkg)
19	212724	212724	Electrode	1 (5 per pkg)
20	212734	212734	Swirl Ring	1
21	212735	212735	O-Ring	1 (5 per pkg)
22	212736	212736	Deflector	1
23	212729	212729	40 Amp Extended Tip	1 (5 per pkg)
24	212728	212728	80 Amp Extended Tip	1 (5 per pkg)
25	212731	212731	80 Amp Gouge Shield	1
26	212727	212727	80 Amp Gouge Tip	1 (5 per pkg)
	222942 ²	222942 ¹	Consumable Kit (ICE-80T)	1
	253054	253054	Stand-off Guide	1
	253055	253055	Circle Cutting Guide	1

¹ICE-80T Consumable Kit includes (1) plastic case 127493, (1) drag shield 212730, (1) retaining cup 212733, (3) tips 212726, (6) electrodes 212724, (2) extended tips 212728, (1) gouge shield 212731, (1) gouge tip 212727, (3) o-rings 212735, and (1) silicon grease 252951.



Consumables for ICE-80CXM and ICE-80TM Torches

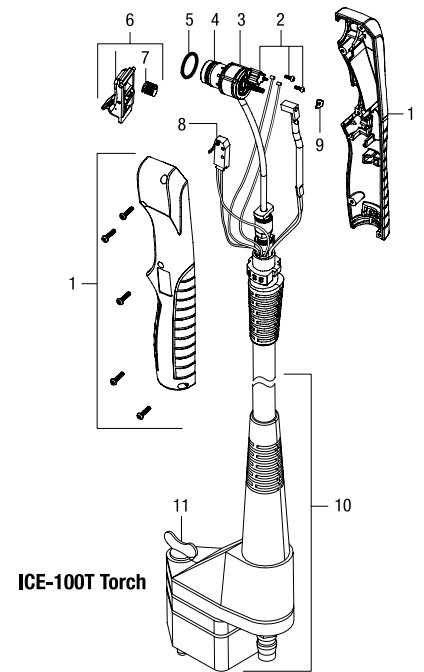




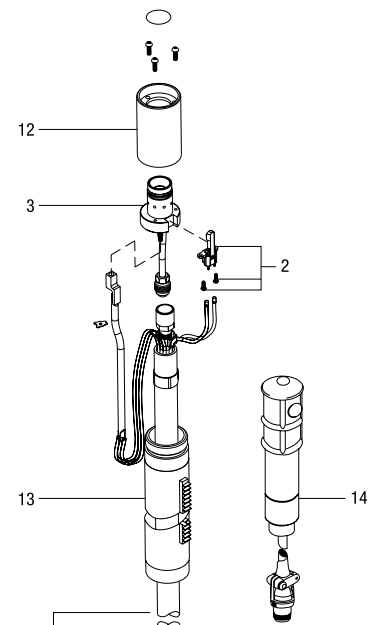
ICE-100T & 100TM Service Parts/Consumables

Item #	Part # ICE-100T	Part # ICE-100TM	Description	Quantity
	225702	225706	Torch, 25 ft	1
	225704	225708	Torch, 50 ft	1
1	215594	—	Handle w/Screws	1
2	215478	215478	Cup Sensor Switch Kit	1
3	223774	223773	Main Body w/Switch	1
4	223775	223775	Torch Head Repair Kit	1
5	212735	—	O-Ring, Main Body	1 (5 per pkg)
6	185833	—	Switch Assembly (includes)	1
7	190220	—	Trigger Spring	1
8	215592	—	Switch Trigger	1
9	215606	—	Clip, Retaining	1
10	223612	223614 ¹	Torch Lead, 25 ft (7.6 m)	1
	223613	223615 ¹	Torch Lead, 50 ft (15.2 m)	1
11	227546	227546	Fastener Stud	1
12	—	215599	Torch Sleeve, ICE-80TM	1
13	—	215607	Sleeve, Torch Position	1
14	—	195513	Remote Pendant Control	1
	—	220240	Cable, Remote Control Trigger 25 ft	1
	—	220241	Cable, Remote Voltage Sense 26.5 ft	1
Consumables				
15	212730/219685 ¹	212732/219687 ²	Drag/Machine Shield	1
16	212733/219684 ¹	212733/219684 ²	Retaining Cup	1
17	212725	212725	40 Amp Standard Tip	1 (5 per pkg)
	219676	219676	60 Amp Standard Tip	1 (5 per pkg)
	212726	212726	80 Amp Standard Tip	1 (5 per pkg)
	219679	219679	100 Amp Standard Tip	1 (5 per pkg)
18	212724/219 678 ¹	212724/219678 ²	Electrode	1 (5 per pkg)
19	212734/219 677 ¹	212734/219677 ²	Swirl Ring	1
20	212735	212735	O-Ring	1 (5 per pkg)
21	212736	212736	Deflector	1
22	212729	212729	40 Amp Extended Tip	1 (5 per pkg)
	219682	219682	60 Amp Extended Tip	1 (5 per pkg)
	212728	212728	80 Amp Extended Tip	1 (5 per pkg)
	219683	219683	100 Amp Extended Tip	1 (5 per pkg)
23	212731	212731	Gouge Shield	1
24	219680	219680	60 Amp Gouge Tip	1 (5 per pkg)
25	—	226763	Sense Tab	1
	212727	212727	80 Amp Gouge Tip	1 (5 per pkg)
	219681	219681	100 Amp Gouge Tip	1 (5 per pkg)
	227037	2270373	Consumable Kit (ICE-100T)	1
	253054	—	Stand-off Guide	1
	253055	—	Circle Cutting Guide	1

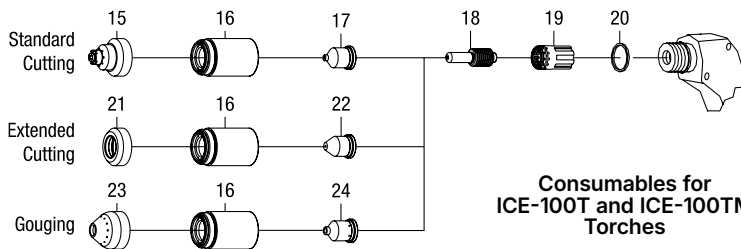
¹First number is for 40/60/80 Amp components and second number is for 100 Amp components.



ICE-100T Torch



ICE-100TM Torch



226763 Sense Tab

TIG Connectors

Air Cool 1-Piece Power Cable Connectors



194722 / 194723
50 mm Dinse-style gas thru for one-piece air-cooled torch.



195378 / 195379
50 mm Dinse-style for one-piece air-cooled torch.
225564
Replacement Back Hose



105Z57
Power cable adapter for one-piece A-150 torch.



45V62
Power cable adapter for one-piece A-200 torch.

Air Cool 2- Piece Power Cable Connectors



129527
50 mm Dinse-style for two-piece cable air-cooled torch.

Water Cool Power Cable Connectors



195380
50 mm Dinse-style gas thru with gas and water return lines for water-cooled torch.
222809
Replacement Red Hose
225564
Replacement Black Hose



195377
50 mm Dinse-style with water return line for water-cooled torch.
222809
Replacement Red Hose



301883
25 mm Flow Thru Dinse for Water Cooler



45V11
Power cable adapter for water-cooled torch.

225028
50 mm thread lock-style for water-cooled torch.
221170
Replacement Black Hose

Machines	Connection Type	A-80, A-125, A-150 Power Cable Connector		A-200 Power Cable Connector		Water Cool Power Cable Connector
		1-Piece	2-Piece	1-Piece	2-Piece	
TIG Machines						
Syncrowave® 200/210	50 mm Dinse, Gas Thru	194722	129527*	194723	129527*	195380
Syncrowave® 200/210/212						
Syncrowave® 250 DX/350 DX (Dinse)	50 mm Dinse	195378	129527	195379	129527	195377
Syncrowave® 250 DX/350 DX (Stud)	1/2 in Stud	105Z57	N/A	45V62	N/A	45V11
Syncrowave® 300/400	50 mm Dinse	195378	129527	195379	129527	195377
Maxstar® 150/161 STL/STH	25 mm Dinse, Gas Thru	273483	263801*	N/A	N/A	N/A
Dynasty® 210/280/300/350/400	50 mm Dinse	195378	129527	195379	129527	195377
Maxstar® 210/280/350/400	50 mm Dinse	195378	129527	195379	129527	195377
Dynasty® / Maxstar® 700/800	50 mm Dinse	195378	129527	195379	129527	195377
Multiprocess Machines						
Multimatic™ 200/215/220	25 mm Dinse, Gas Thru	273483	263801*	N/A	N/A	N/A
Multimatic™ 235/255	50 mm Dinse	195378	129527	195379	129527	195377
Dimension™ 302/452/NT 450/652	1/2 in Stud	105Z57	N/A	45V62	N/A	45V11
Pipeworx	1/2 in Stud	105Z57	N/A	45V62	N/A	45V11
XMT® 304/350	50 mm Dinse	195378	129527	195379	129527	195377
XMT® 450	1/2 in Stud	105Z57	N/A	45V62	N/A	45V11
Engine-Driven Machines						
Most Big Blue®, Trailblazer®, Bobcat®, Blue Star®, and Wildcat® models	1/2 in Stud	105Z57	N/A	45V62	N/A	45V11
Big Blue® 450 Duo CST	50 mm Dinse	195378	129527	195379	129527	195377

*Two-piece power cable connector is not gas thru.



Weldcraft® A-80 Series

Formerly WP-24 Series

Hand-Held Air-Cooled Service Parts/Consumables

Models		1-Piece Power Cable Standard Rubber	
Old Model	New Name	12.5 ft (3.8 m)	25 ft (7.6 m)
WP-24	A-80	WP-24-12-R	WP-24-25-R
WP-24F	A-80 Flex	WP-24F-12-R	WP-24F-25-R
WP-24FV	A-80 Flex Valve	WP-24FV-12-R	WP-24FV-25-R

V=Valve F=Flex FV=Flex Valve
Torch packages include torch body, handle, and power cable.

Torch Bodies		Handles	
A-80	WP-24	Ribbed	105Z55R
A-80 Flex	WP-24F	Knurled	H-100
A-80 Flex Valve	WP-24FV		

Valve	
A-80 Flex Valve	150VTB

Power Cables		
	12.5 ft (3.8 m)	25 ft (7.6 m)
Rubber	56Y38R	56Y97R
Adapter	24-5	



Consumables

Non-Gas Lens

Electrode Size - inch (mm)	.040 (1.0)	1/16 (1.6)	3/32 (2.4)
1 Insulator (required)	53N22	53N22	53N22
2 Collet	53N16	53N14	24C332
3 Collet Body	53N18	53N19	24CB332
Nozzle Size - size # (inch)	4 (1/4)	5 (5/16)	6 (3/8)
4 Alumina	A53N24	A53N25	A53N27
* Lava	53N24	53N25	53N27
* Long Lava	53N28	—	53N26

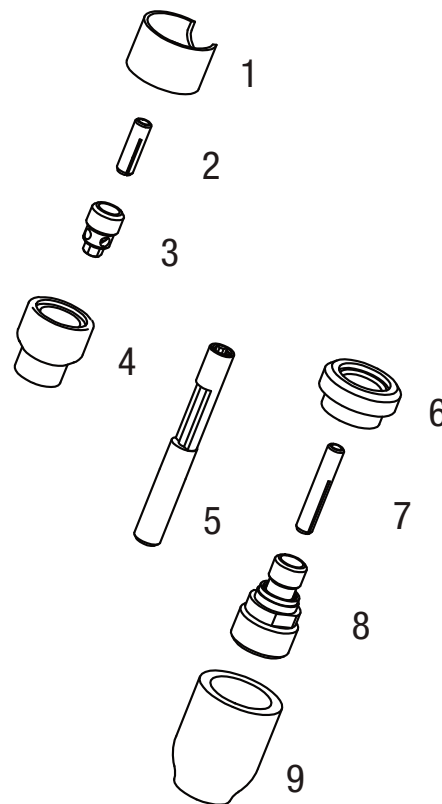
Collet Body Wrench

5 53N20

Gas Lens

Electrode Size - inch (mm)	.040 (1.0)	1/16 (1.6)	3/32 (2.4)		
6 Insulator (required)	53N66	53N66	53N66		
7 Collet	53N63	53N64	24GLC332		
8 Gas Lens	45V42	45V43	45V44		
Nozzle Size - size # (inch)	4 (1/4)	5 (5/16)	6 (3/8)	7 (7/16)	8 (1/2)
9 Alumina Gas Lens	53N58	53N59	53N60	53N61	53N61S

*Not shown.



Weldcraft® A-125 Series Formerly WP-9 Series

Hand-Held Air-Cooled
Service Parts/Consumables



A-125
(WP-9)


Additional Torch Models



A-125 Flex
(WP-9F)



A-125 Flex Valve
(WP-9FV)



A-125 Flex
Redhead
(WP-R9F)



A-125 Flex Valve
Redhead
(WP-R9FV)



A-125 Valve
(WP-9V)



A-125
Pencil
(WP-9P)

Note: Torches delivered may vary slightly from images shown.

Models		1-Piece Power Cable Standard Rubber		2-Piece Power Cable Rubber	
Old Model	New Name	12.5 ft (3.8 m)	25 ft (7.6 m)	12.5 ft (3.8 m)	25 ft (7.6 m)
WP-9	A-125	WP-9-12-R	WP-9-25-R	WP-9-12-2	WP-9-25-2
WP-9V	A-125 Valve	WP-9V-12-R	WP-9V-25-R	WP-9V-12-2	WP-9V-25-2
WP-9F	A-125 Flex	WP-9F-12-R	WP-9F-25-R	WP-9F-12-2	WP-9F-25-2
WP-9FV	A-125 Flex Valve	WP-9FV-12-R	WP-9FV-25-R	WP-9FV-12-2	WP-9FV-25-2
WP-9P	A-125 Pencil	WP-9P-12-R	WP-9P-25-R	—	—

V=Valve F=Flex FV=Flex Valve P=Pencil

Torch packages include torch body, handle, power cable, and long back cap (excluding the A-125 Pencil model).

Torch Bodies		Valves		Handles	
A-125	WP-9	—		Ribbed	H-100R
A-125 Valve	WP-9V	VS-2		Knurled	H-100
Torch Bodies Optional			Flex Head ONLY		
A-125 Flex	WP-9F	—	9F	Ribbed	105Z55R
A-125 Flex Valve	WP-9FV	VS-2	9F	Knurled	105Z55
A-125 Redhead Flex	WP-R9F	—	R9F		
A-125 Redhead Flex Valve	WP-R9FV	VS-2	R9F		
Collet Body Wrench					53N20

Power Cables and Hoses

	Rubber		2-Piece		Mono Flex	
	12.5 ft (3.8 m)	25 ft (7.6 m)	12.5 ft (3.8 m)	25 ft (7.6 m)	12.5 ft (3.8 m)	25 ft (7.6 m)
	57Y01R	57Y03R	57Y01-2	57Y03-2	57Y01MF	57Y03MF
Replacement Gas Hose						
	—	—	45V09R	45V10R	—	—

#AK3GL Gas Lens Accessory Kit

For A-150, A-200 and A-250. Includes one short back cap, one of each size (#6, #7, #8) alumina nozzle, and one of each size (1/16, 3/32, 1/8 inch) of the following: gas lens, collet, and 7-inch 2% ceriated tungsten electrode.



#AK4GL Gas Lens Accessory Kit

For W-200, W-225, W-250, W-280 and W-375. Includes one short back cap, one of each size (#6, #7, #8) alumina nozzle, and one of each size (1/16, 3/32, 1/8 inch) of the following: gas lens, collet, and 7-inch 2% ceriated tungsten electrode.



W-180
(WP-24W)

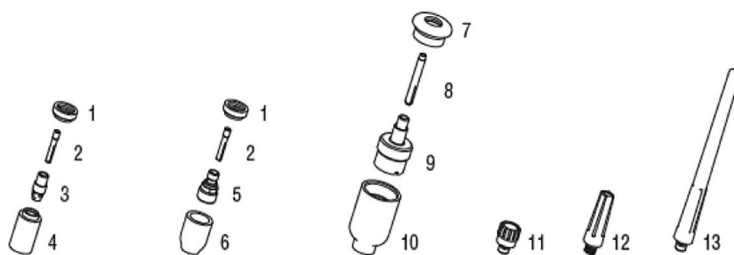
Cable Covers

#WC-3-10 10 ft. (3 m)
#WC-3-22 22 ft. (6.7 m)
#WC-3-48 48 ft. (14.6 m)

Extension Kit

#EK-2-25-R 25 ft. (7.6 m), rubber





Consumables

Non-Gas Lens

Electrode Size - inch (mm)	.020 (0.5)		.040 (1.0)		1/16 (1.6)		3/32 (2.4)		1/8 (3.2)
1 Insulator (required)	598882		598882		598882		598882		598882
2 Collet	13N20		13N21		13N22		13N23		13N24
3 Collet Body	13N25		13N26		13N27		13N28		13N29
Nozzle Size - size # (inch)	3 (3/16)	4 (1/4)	5 (5/16)	6 (3/8)	7 (7/16)	8 (1/2)	10 (5/8)	12 (3/4)	Short
4 Alumina	—	13N08	13N09	13N10	13N11	13N12	13N13	—	—
* Lava	—	13N14	13N15	13N16	13N17	13N18	13N19	—	—
* Long Lava	796F70	796F71	796F72	796F73	—	—	—	—	—
* X-Long Lava	796F74	796F75	796F76	796F77	—	—	—	—	—

Electrode Size - inch (mm)	.020 (0.5)		.040 (1.0)		1/16 (1.6)		3/32 (2.4)		1/8 (3.2)
1 Insulator (required)	598882		598882		598882		598882		598882
2 Collet	13N20		13N21		13N22		13N23		13N24
5 Gas Lens	45V41		45V42		45V43		45V44		45V45
Nozzle Size - size # (inch)	3 (3/16)	4 (1/4)	5 (5/16)	6 (3/8)	7 (7/16)	8 (1/2)	10 (5/8)	12 (3/4)	Short
6 Alumina Gas Lens	—	53N58	53N59	53N60	53N61	53N61S	—	—	—

Large Diameter Gas Lens

Electrode Size - inch (mm)	.020 (0.5)		.040 (1.0)		1/16 (1.6)		3/32 (2.4)		1/8 (3.2)
7 Insulator (required)	54N63-20		54N63-20		54N63-20		54N63-20		54N63-20
8 Collet	13N20L		13N21L		13N22L		13N23L		13N24L
9 Large Diameter Gas Lens	45V0204S		45V0204S		45V116S		45V64S		995795S
Nozzle Size - size # (inch)	3 (3/16)	4 (1/4)	5 (5/16)	6 (3/8)	7 (7/16)	8 (1/2)	10 (5/8)	12 (3/4)	Short
10 Large Dia. Gas Lens	—	—	—	57N75	—	57N74	53N88	53N87	53N89
* Large Dia. Gas Lens-L	—	—	—	57N75L	—	57N74L	53N88L	53N87L	—
* Large Dia. Gas Lens-XL	—	—	—	57N75XL	—	57N74XL	53N88XL	53N87XL	—
* Large Dia. Gas Lens-XXL	—	—	—	57N75XXL	—	57N74XXL	53N88XXL	53N87XXL	—

Back Caps

11 Short 41V33 12 Medium 41V35 13 Long 41V24

*Not shown.



AK4GL Gas Lens Accessory Kit

For W-200, W-250, W-280 and W-350. Includes one short back cap, one of each size (#6, #7, #8) alumina nozzle, and one of each size (1/16, 3/32, 1/8 inch) of the following: gas lens, collet, 7-inch 2% ceriated tungsten electrode.



#MAK-2S Accessory Kit

For W-350 Series. Includes one short and one long back cap, four back cap o-rings, two cup gaskets, one gas lens insulator, and one of each size (.040, 1/16, 3/32, 1/8 inch) gas lens. Also includes the following: ten collets (1) .040, (3) 1/16, (3) 3/32, (2) 1/8, (1) 5/32; and eight collet bodies (1) .040, (2) 1/16, (2) 3/32, (2) 1/8, (1) 5/32.

Weldcraft® A-150 Series Formerly WP-17 Series

Hand-Held Air-Cooled Service Parts/Consumables

Additional Torch Models



A-150
(WP-17)

Cable Covers

- #WC-3-10 10 ft. (3 m)
- #WC-3-22 22 ft. (6.7 m)
- #WC-3-48 48 ft. (14.6 m)

Extension Kit

- #EK-2-25-R 25 ft. (7.6 m), rubber



A-150 Flex
(WP-17F)



A-150 Flex Valve
(WP-17FV)



A-150 Flex
Redhead
(WP-R17F)



A-150 Flex
Valve Redhead
(WP-R17FV)



A-150 Valve
(WP-17V)



A-150 PSH*
(WP-17-PSH)



A-150 Valve PSH*
(WP-17V-PSH)

Note: Torches delivered may vary slightly from images shown.

Models		1-Piece Power Cable Standard Rubber		1-Piece Power Cable Mono-Flex™		2-Piece Power Cable Rubber	
Old Model	New Name	12.5 ft (3.8 m)	25 ft (7.6 m)	12.5 ft (3.8 m)	25 ft (7.6 m)	12.5 ft (3.8 m)	25 ft (7.6 m)
WP-17	A-150	WP-17-12-R	WP-17-25-R	WP-17-12-MF	WP-17-25-MF	WP-17-12-2	WP-17-25-2
WP-17V	A-150 Valve	WP-17V-12-R	WP-17V-25-R	—	WP-17V-25-MF	WP-17V-12-2	WP-17V-25-2
WP-17F	A-150 Flex	WP-17F-12-R	WP-17F-25-R	—	—	WP-17F-12-2	WP-17F-25-2
WP-17FV	A-150 Flex Valve	WP-17FV-12-R	WP-17FV-25-R	—	—	WP-17FV-12-2	WP-17FV-25-2
WP-R17FV	A-150 Flex Valve Redhead™	WP-R17FV-12-R	WP-R17FV-25-R	—	—	—	—
WP-17-PSH	A-150 PSH	—	WP-17-25-R-PSH	—	—	WP-17-12-2-PSH	WP-17-25-2
WP-17V-PSH	A-150 Valve PSH	WP-17V-12-R-PSH	WP-17V-25-R-PSH	—	—	—	WP-17V-25-2

V=Valve F=Flex FV=Flex Valve PSH=Positive Stop Handle (threaded handle); Torch packages include torch body, handle, power cable, and long back cap.

Torch Bodies		Valves		Handles	
A-150	WP-17	—	—	Ribbed	H-100R
A-150 Valve	WP-17V	VS-2	—	Knurled	H-100
Torch Bodies Optional		Flex Head ONLY			
A-150 Flex	WP-17F	—	17F	Ribbed	105Z55R
A-150 Flex Valve	WP-17FV	VS-2	17F	Knurled	105Z55
A-150 Redhead Flex	WP-R17F	—	R17F		
A-150 Redhead Flex Valve	WP-R17FV	VS-2	R17F		
A-150 PSH	WP-17-PSH	—	—		
A-150 Valve PSH	WP-17V-PSH	VS-2	—		
Power Cables and Hoses					
Rubber		2-Piece		Mono Flex	
12.5 ft (3.8 m)	25 ft (7.6 m)	12.5 ft (3.8 m)	25 ft (7.6 m)	12.5 ft (3.8 m)	25 ft (7.6 m)
57Y01R	57Y03R	57Y01-2	57Y03-2	57Y01MF	57Y03MF
Replacement Gas Hose					
—	—	45V09R	45V10R	—	—

#AK2C Accessory Kit

Includes one short back cap, three collets (one collet per size: .040, 1/16, 3/32), three collet bodies (one collet body per size: .040, 1/16, 3/32), three alumina nozzles (one nozzle per size: 4, 5, 6), and three 7-inch 2% ceriated tungsten electrodes (one electrode per size: .040, 1/16, 3/32).



#AK3GL Gas Lens Accessory Kit

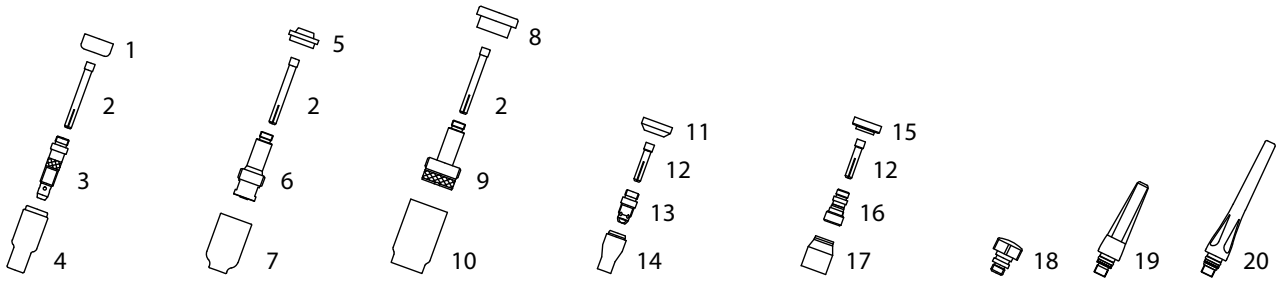
Includes one short back cap, one of each size (#6, #7, #8) alumina nozzle, and one of each size (1/16, 3/32, 1/8 inch) of the following: gas lens, collet, and 7-inch 2% ceriated tungsten electrode.



#MAK-2S Accessory Kit

For W-350 Series. Includes one short and one long back cap, four back cap o-rings, two cup gaskets, one gas lens insulator, and one of each size (.040, 1/16, 3/32, 1/8 inch) gas lens. Also includes the following: ten collets (1) .040, (3) 1/16, (3) 3/32, (2) 1/8, (1) 5/32; and eight collet bodies (1) .040, (2) 1/16, (2) 3/32, (2) 1/8, (1) 5/32.





Consumables

Non-Gas Lens

Electrode Size - inch (mm)	.020 (0.5)	.040 (1.0)		1/16 (1.6)		3/32 (2.4)		1/8 (3.2)
1 Insulator (required)	18CG	18CG		18CG		18CG		18CG
2 Collet	10N21	10N22		10N23		10N24		10N25
3 Collet Body	10N29	10N30		10N31		10N32		10N28
Nozzle Size - size # (inch)	4 (1/4)	5 (5/16)	6 (3/8)	7 (7/16)	8 (1/2)	10 (5/8)	12 (3/4)	Short
4 Alumina	10N50	10N49	10N48	10N47	10N46	10N45	10N44	—
* Long Alumina	—	10N49L	10N48L	10N47L	—	—	—	—
* Lava	105Z43	105Z42	105Z44	105Z45	08N78	08N79	08N80	—
* Long Lava	12N03	105Z60	12N02	105Z61	—	—	—	—

Gas Lens

Electrode Size - inch (mm)	.020 (0.5)	.040 (1.0)		1/16 (1.6)		3/32 (2.4)		1/8 (3.2)
5 Insulator (required)	54N01	54N01		54N01		54N01		54N01
2 Collet	10N21	10N22		10N23		10N24		10N25
6 Gas Lens	45V29	45V24		45V25		45V26		45V27
Nozzle Size - size # (inch)	4 (1/4)	5 (5/16)	6 (3/8)	7 (7/16)	8 (1/2)	10 (5/8)	12 (3/4)	Short
7 Alumina Gas Lens	54N18	54N17	54N16	54N15	54N14	—	—	54N19
* Long Gas Lens	—	54N17L	54N16L	54N15L	54N14L	—	—	—

Large Diameter Gas Lens

Electrode Size - inch (mm)	.020 (0.5)	.040 (1.0)		1/16 (1.6)		3/32 (2.4)		1/8 (3.2)
8 Insulator (required)	54N63	54N63		54N63		54N63		54N63
2 Collet	10N21	10N22		10N23		10N24		10N25
9 Large Diameter Gas Lens	45V0204	45V0204		45V116		45V64		995795
Nozzle Size - size # (inch)	4 (1/4)	5 (5/16)	6 (3/8)	7 (7/16)	8 (1/2)	10 (5/8)	12 (3/4)	Short
10 Large Dia. Gas Lens	—	—	57N 75	—	57N74	53N88	53N87	53N89
* Large Dia. Gas Lens-L	—	—	57N75L	—	57N74L	53N88L	53N87L	—
* Large Dia. Gas Lens-XL	—	—	57N75XL	—	57N74XL	53N88XL	53N87XL	—
* Large Dia. Gas Lens-XXL	—	—	57N75XXL	—	57N74XXL	53N88XXL	53N87XXL	—

Stubby Non-Gas Lens

Electrode Size - inch (mm)	.020 (0.5)	.040 (1.0)		1/16 (1.6)		3/32 (2.4)		1/8 (3.2)
11 Insulator (required)	18CG20	18CG20		18CG20		18CG20		18CG20
12 Stubby Collet	—	10N22S		10N23S		10N24S		10N25S
13 Stubby Collet Body	17CB20	17CB20		17CB20		17CB20		17CB20
Nozzle Size - size # (inch)	4 (1/4)	5 (5/16)	6 (3/8)	7 (7/16)	8 (1/2)	10 (5/8)	12 (3/4)	Short
14 Stubby Alumina	13N08	13N09	13N10	13N11	13N12	13N13	—	—

Stubby Gas Lens

Electrode Size - inch (mm)	.020 (0.5)	.040 (1.0)		1/16 (1.6)		3/32 (2.4)		1/8 (3.2)
15 Insulator (required)	17GLG20	17GLG20		17GLG20		17GLG20		17GLG20
12 Stubby Collet	—	10N22S		10N23S		10N24S		10N25S
16 Stubby Gas Lens	—	17GL040		17GL116		17GL332		17GL18
Nozzle Size - size # (inch)	4 (1/4)	5 (5/16)	6 (3/8)	7 (7/16)	8 (1/2)	10 (5/8)	12 (3/4)	Short
17 Alumina Gas Lens	53N58	53N59	53N60	53N61	53N61S	—	—	—

Back Caps

18 Short 57Y04	19 Medium 300M	20 Long 57Y02	18-7 Insulator Back Cap (not pictured)
----------------	----------------	---------------	--

*Not shown.

TIG TORCHES

Weldcraft® W-180 Formerly WP-24W Series

Hand-Held Air-Cooled Service Parts/Consumables

Models		Braided Rubber		Vinyl	
Old Model	New Name	12.5 ft (3.8 m)	25 ft (7.6 m)	12.5 ft (3.8 m)	25 ft (7.6 m)
WP-24W	W-180	WP-24W-12-R	WP-24W-25-R	WP-24W-12	WP-24W-25

Torch packages include torch body, handle, power cable, gas hose, water hose, and collet body wrench.

Torch Body		Handles	
W-180	WP-24W	Ribbed	H100R
		Knurled	H100

Power Cables and Hoses

	Vinyl		Braided	
	12.5 ft (3.8 m)	25 ft (7.6 m)	12.5 ft (3.8 m)	25 ft (7.6 m)
Power Cable	45V03HD	45V04HD	45V03RR	45V04RR
Water Hose*	45V07HD	45V08HD	45V07RBB	45V08RBB
Gas Hose*	45V09	45V10	45V09R	45V10R

*Requires hose clamp 53N04



W-180
(WP-24W)



Cable Covers

#WC-3-22 22 ft. (6.7 m)

Extension Kit

#EK-1-25-R 25 ft. (7.6 m), rubber

Note: Torch delivered may vary slightly from image shown.

Consumables

Non-Gas Lens

Electrode Size - inch (mm)	.040 (1.0)	1/16 (1.6)	3/32 (2.4)
1 Insulator (required)	53N22	53N22	53N22
2 Collet	53N16	53N14	24C332
3 Collet Body	53N18	53N19	24CB332
Nozzle Size - size # (inch)	4 (1/4)	5 (5/16)	6 (3/8)
4 Alumina	A53N24	A53N25	A53N27
* Lava	53N24	53N25	53N27
* Long Lava	53N28	—	53N26

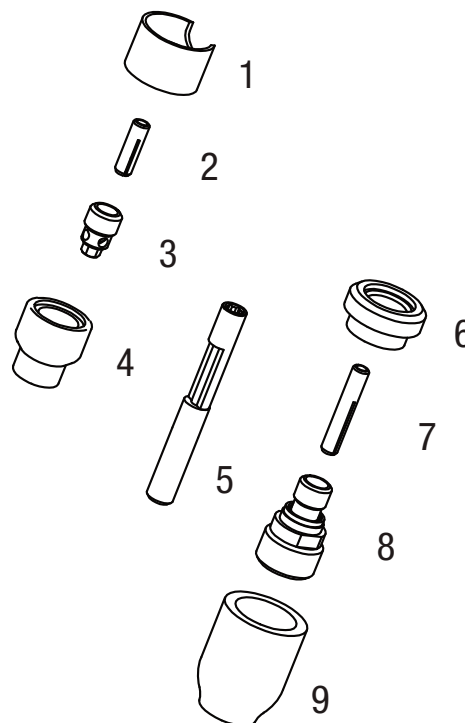
Collet Body Wrench

5 53N20

Gas Lens

Electrode Size - inch (mm)	.040 (1.0)	1/16 (1.6)	3/32 (2.4)		
6 Insulator (required)	53N66	53N66	53N66		
7 Collet	53N63	53N64	24GLC332		
8 Gas Lens	45V42	45V43	45V44		
Nozzle Size - size # (inch)	4 (1/4)	5 (5/16)	6 (3/8)	7 (7/16)	8 (1/2)
9 Alumina Gas Lens	53N58	53N59	53N60	53N61	53N61S

*Not shown.





Weldcraft® W-200

Formerly WP-25 Series

Hand-Held Air-Cooled Service Parts/Consumables

Models		Braided Rubber		Vinyl	
Old Model	New Name	12.5 ft (3.8 m)	25 ft (7.6 m)	12.5 ft (3.8 m)	25 ft (7.6 m)
WP-25	W-200 Pencil Flex	WP-25-12-R	WP-25-25-R	WP-25-12	WP-25-25
Torch packages include torch body, handle, power cable, gas hose, and water hose.					
Torch Body		Handles			
W-200	WP-25	Knurled	53N06		
		Ribbed	53N06R		
Power Cables					
	Vinyl		Braided		
	12.5 ft (3.8 m)	25 ft (7.6 m)	12.5 ft (3.8 m)	25 ft (7.6 m)	
Power Cable	45V03HD	45V04HD	45V03RR	45V04RR	
Water Hose*	45V07HD	45V08HD	45V07RBB	45V08RBB	
Gas Hose*	45V09	45V10	45V09R	45V10R	
*Requires hosz					



Consumables

Non-Gas Lens

Electrode Size - inch (mm)	.040 (1.0)		1/16 (1.6)		3/32 (2.4)		1/8 (3.2)		
1 Insulator (required)	598882		598882		598882		598882		
2 Collet	13N21		13N22		13N23		13N24		
3 Collet Body	13N26		13N27		13N28		13N29		
Nozzle Size - size # (inch)	3 (3/16)	4 (1/4)	5 (5/16)	6 (3/8)	7 (7/16)	8 (1/2)	10 (5/8)	12 (3/4)	Short
4 Alumina	—	13N08	13N09	13N10	13N11	13N12	13N13	—	—
* Lava	—	13N14	13N15	13N16	13N17	13N18	13N19	—	—
* Long Lava	796F70	796F71	796F72	796F73	—	—	—	—	—
* X-Long Lava	796F74	796F75	796F76	796F77	—	—	—	—	—

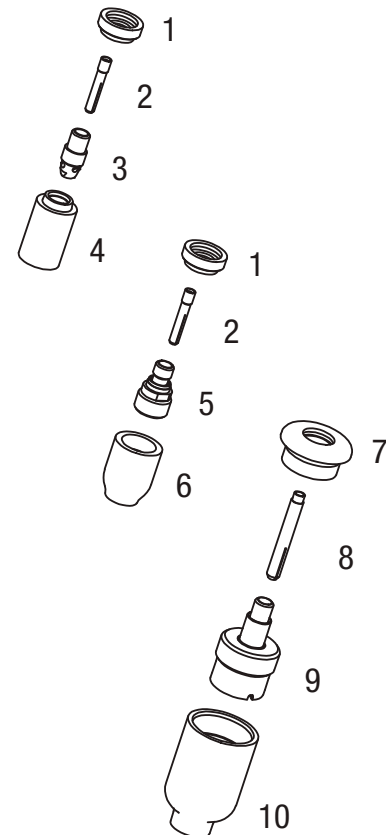
Gas Lens

Electrode Size - inch (mm)	.040 (1.0)		1/16 (1.6)		3/32 (2.4)		1/8 (3.2)		
1 Insulator (required)	598882		598882		598882		598882		
2 Collet	13N21		13N22		13N23		13N24		
5 Gas Lens	45V42		45V43		45V44		45V45		
Nozzle Size - size # (inch)	3 (3/16)	4 (1/4)	5 (5/16)	6 (3/8)	7 (7/16)	8 (1/2)	10 (5/8)	12 (3/4)	Short
6 Alumina Gas Lens	—	53N58	53N59	53N60	53N61	53N61S	—	—	—

Large Diameter Gas Lens

Electrode Size - inch (mm)	.040 (1.0)		1/16 (1.6)		3/32 (2.4)		1/8 (3.2)		
7 Insulator (required)	54N63-20		54N63-20		54N63-20		54N63-20		
8 Collet	13N21L		13N22L		13N23L		13N24L		
9 Large Diameter Gas Lens	45V0204S		45V116S		45V64S		995795S		
Nozzle Size - size # (inch)	3 (3/16)	4 (1/4)	5 (5/16)	6 (3/8)	7 (7/16)	8 (1/2)	10 (5/8)	12 (3/4)	Short
10 Large Dia. Gas Lens	—	—	—	57N75	—	57N74	53N88	53N87	53N89
* Large Dia. Gas Lens-L	—	—	—	57N75L	—	57N74L	53N88L	53N87L	—
* Large Dia. Gas Lens-XL	—	—	—	57N75XL	—	57N74XL	53N88XL	53N87XL	—
* Large Dia. Gas Lens-XXL	—	—	—	57N75XXL	—	57N74XXL	53N88XXL	53N87XXL	—

*Not shown.



TIG TORCHES

Weldcraft® A-200 Series Formerly WP-26 Series

Hand-Held Air-Cooled Service Parts/Consumables



A-200
(WP-26)

Additional Torch Models



A-200 Flex
(WP-26F)



A-200 Flex Valve
(WP-26FV)



A-200 Valve
(WP-26V)



A-200 Flex
Redhead
(WP-R26F)



A-200 Flex Valve
Redhead
(WP-R26FV)

Note: Torches delivered may vary slightly from images shown.

Models		1-Piece Power Cable Standard Rubber		2-Piece Power Cable Rubber
Old Model	New Name	12.5 ft (3.8 m)	25 ft (7.6 m)	25 ft (7.6 m)
WP-26	A-200	WP-26-12-R	WP-26-25-R	WP-26-25-2
WP-26V	A-200 Valve	WP-26V-12-R	WP-26V-25-R	WP-26V-25-2
WP-26F	A-200 Flex	WP-26F-12-R	WP-26F-25-R	WP-26F-25-2
WP-26FV	A-200 Flex Valve	WP-26FV-12-R	WP-26FV-25-R	WP-26FV-25-2

V=Valve F=Flex FV=Flex Valve
Torch packages include torch body, handle, power cable, and long back cap.

Torch Bodies		Valves	Handles	
A-200	WP-26	—	Ribbed	H-200R
A-200 Valve	WP-26V	VS-1	Knurled	H-200
Torch Bodies Optional				
A-200 Flex	WP-26F	—	Ribbed	10N15R
A-200 Flex Valve	WP-26FV	VS-1	Knurled	10N15
A-200 Redhead Flex	WP-R26F	—		
A-200 Redhead Flex Valve	WP-R26FV	VS-1		

Power Cables				
Rubber	1-Piece		2-Piece	
12.5 ft (3.8 m)	25 ft (7.6 m)		12.5 ft (3.8 m)	25 ft (7.6 m)
46V28R	46V30R		46V28-2	46V30-2
Replacement Gas Hose				
—	41V30R		45V09R	45V10R



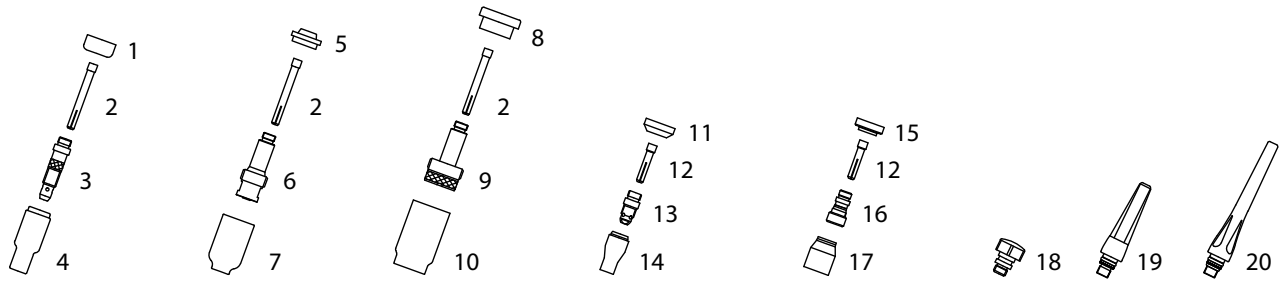
#AK3GL Gas Lens Accessory Kit
Includes one short back cap, one of each size (#6, #7, #8) alumina nozzle, and one of each size (1/16, 3/32, 1/8 inch) of the following: gas lens, collet, and 7-inch 2% ceriated tungsten electrode.



#AK3C Accessory Kit
Includes one short back cap, three collets (one collet per size: 1/16, 3/32, 1/8), three collet bodies (one collet body per size: 1/16, 3/32, 1/8), three alumina nozzles (one nozzle per size: 5, 6, 8), and three 7-inch 2% ceriated tungsten electrodes (one electrode per size: 1/16, 3/32, 1/8).



Cable Covers
#WC-3-10 10 ft. (3 m)
#WC-3-22 22 ft. (6.7 m)
Extension Kit
#EK325R 25 ft. (7.6 m), Rubber



Consumables

Non-Gas Lens

Electrode Size - inch (mm)	.020 (0.5)	.040 (1.0)	1/16 (1.6)		3/32 (2.4)		1/8 (3.2)	5/32 (4.0)
1 Insulator (required)	18CG	18CG	18CG		18CG		18CG	18CG
2 Collet	10N21	10N22	10N23		10N24		10N25	54N20
3 Collet Body	10N29	10N30	10N31		10N32		10N28	406488
Nozzle Size - size # (inch)	4 (1/4)	5 (5/16)	6 (3/8)	7 (7/16)	8 (1/2)	10 (5/8)	12 (3/4)	Short
4 Alumina	10N50	10N49	10N48	10N47	10N46	10N45	10N44	—
* Long Alumina	—	10N49L	10N48L	10N47L	—	—	—	—
* Lava	105Z43	105Z42	105Z44	105Z45	08N78	08N79	08N80	—
* Long Lava	12N03	105Z60	12N02	105Z61	—	—	—	—

Gas Lens

Electrode Size - inch (mm)	.020 (0.5)	.040 (1.0)	1/16 (1.6)		3/32 (2.4)		1/8 (3.2)	5/32 (4.0)
5 Insulator (required)	54N01	54N01	54N01		54N01		54N01	54N01
2 Collet	10N21	10N22	10N23		10N24		10N25	54N20
6 Gas Lens	45V29	45V24	45V25		45V26		45V27	45V28
Nozzle Size - size # (inch)	4 (1/4)	5 (5/16)	6 (3/8)	7 (7/16)	8 (1/2)	10 (5/8)	12 (3/4)	Short
7 Alumina Gas Lens	54N18	54N17	54N16	54N15	54N14	—	—	54N19
* Long Gas Lens	—	54N17L	54N16L	54N15L	54N14L	—	—	—

Large Diameter Gas Lens

Electrode Size - inch (mm)	.020 (0.5)	.040 (1.0)	1/16 (1.6)		3/32 (2.4)		1/8 (3.2)	5/32 (4.0)
8 Insulator (required)	54N63	54N63	54N63		54N63		54N63	54N63
2 Collet	10N21	10N22	10N23		10N24		10N25	54N20
9 Large Diameter Gas Lens	45V0204	45V0204	45V116		45V64		995795	45V63
Nozzle Size - size # (inch)	4 (1/4)	5 (5/16)	6 (3/8)	7 (7/16)	8 (1/2)	10 (5/8)	12 (3/4)	Short
10 Large Dia. Gas Lens	—	—	57N75	—	57N74	53N88	53N87	53N89
* Large Dia. Gas Lens-L	—	—	57N75L	—	57N74L	53N88L	53N87L	—
* Large Dia. Gas Lens-XL	—	—	57N75XL	—	57N74XL	53N88XL	53N87XL	—
* Large Dia. Gas Lens-XXL	—	—	57N75XXL	—	57N74XXL	53N88XXL	53N87XXL	—

Stubby Non-Gas Lens

Electrode Size - inch (mm)	.020 (0.5)	.040 (1.0)	1/16 (1.6)		3/32 (2.4)		1/8 (3.2)
11 Insulator (required)	18CG20	18CG20	18CG20		18CG20		18CG20
12 Stubby Collet	—	10N22S	10N23S		10N24S		10N25S
13 Stubby Collet Body	17CB20	17CB20	17CB20		17CB20		17CB20
Nozzle Size - size # (inch)	4 (1/4)	5 (5/16)	6 (3/8)	7 (7/16)	8 (1/2)	10 (5/8)	12 (3/4)
14 Stubby Alumina	13N08	13N09	13N10	13N11	13N12	13N13	—

Stubby Gas Lens

Electrode Size - inch (mm)	.020 (0.5)	.040 (1.0)	1/16 (1.6)		3/32 (2.4)		1/8 (3.2)
15 Insulator (required)	17GLG20	17GLG20	17GLG20		17GLG20		17GLG20
12 Stubby Collet	—	10N22S	10N23S		10N24S		10N25S
16 Stubby Gas Lens	—	17GL040	17GL118		17GL332		17GL18
Nozzle Size - size # (inch)	4 (1/4)	5 (5/16)	6 (3/8)	7 (7/16)	8 (1/2)	10 (5/8)	12 (3/4)
17 Alumina Gas Lens	53N58	53N59	53N60	53N61	53N61S	—	—

Back Caps

18 Short 57Y04	19 Medium 300M	20 Long 57Y02	18-7 Insulator Back Cap (not pictured)
----------------	----------------	---------------	--

*Not shown.

Weldcraft® A-250 Series

Hand-Held Air-Cooled
Service Parts/Consumables



A-250
(301525)



A-250 Valve
(301526)

Note: Torches delivered may vary slightly from images shown.

Models	2-Piece Power Cable, Rubber
Name	25 ft (7.6 m)
A-250	301525025
A-250 Valve	301526025

Torch packages include torch body, handle, power cable, and long back cap.

Torch Bodies		Handles	
A-250	301525	Ribbed	H-200R
A-250 Valve	301526	Knurled	H-200

Valve Knob

All valve models	VS-1
------------------	------

Power Cable

2-Piece Rubber, 25 ft (7.6 m)	46V30-2
-------------------------------	---------



#AK3C Accessory Kit

Includes one short back cap, one of each size (#5, #6, #8) alumina nozzle, and one of each size (1/16, 3/32, 1/8 inch) of the following: collet, collet body, and 7-inch 2% ceriated tungsten electrode.



#AK4C Accessory Kit

Includes one long back cap, three collets (one collet per size: 1/16, 3/32, 1/8), three collet bodies (one collet body per size: 1/16, 3/32, 1/8), three alumina nozzles (one nozzle per size: 5, 6, 7), and three 7-inch 2% ceriated tungsten electrodes (one electrode per size: 1/16, 3/32, 1/8).

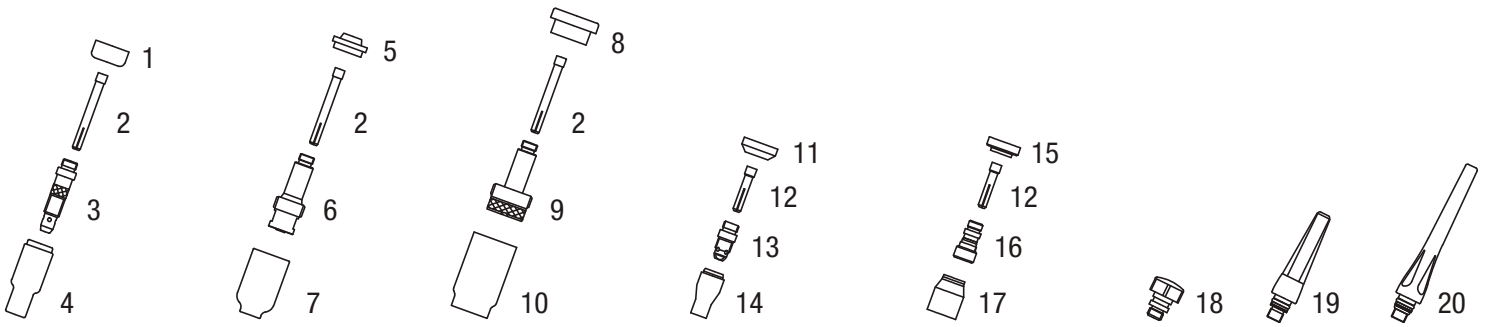


Cable Covers

#WC-3-22 22 ft. (6.7 m)

Extension Kit

#EK325R 25ft. (7.6 m), rubber



Consumables

Non-Gas Lens

Electrode Size - inch (mm)	.040 (1.0)		1/16 (1.6)		3/32 (2.4)		1/8 (3.2)	5/32 (4.0)
1 Insulator (required)	18CG		18CG		18CG		18CG	18CG
2 Collet	10N22		10N23		10N24		10N25	54N20
3 Collet Body	10N30		10N31		10N32		10N28	406488
Nozzle Size - size # (inch)	4 (1/4)	5 (5/16)	6 (3/8)	7 (7/16)	8 (1/2)	10 (5/8)	12 (3/4)	Short
4 Alumina	10N50	10N49	10N48	10N47	10N46	10N45	10N44	—
* Long Alumina	—	10N49L	10N48L	10N47L	—	—	—	—
* Lava	105Z43	105Z42	105Z44	105Z45	08N78	08N79	08N80	—
* Long Lava	12N03	105Z60	12N02	105Z61	—	—	—	—

Gas Lens

Electrode Size - inch (mm)	.040 (1.0)		1/16 (1.6)		3/32 (2.4)		1/8 (3.2)	5/32 (4.0)
5 Insulator (required)	54N01		54N01		54N01		54N01	54N01
2 Collet	10N22		10N23		10N24		10N25	54N20
6 Gas Lens	45V24		45V25		45V26		45V27	45V28
Nozzle Size - size # (inch)	4 (1/4)	5 (5/16)	6 (3/8)	7 (7/16)	8 (1/2)	10 (5/8)	12 (3/4)	Short
7 Alumina Gas Lens	54N18	54N17	54N16	54N15	54N14	—	—	54N19
* Long Gas Lens	—	54N17L	54N16L	54N15L	—	—	—	—

Large Diameter Gas Lens

Electrode Size - inch (mm)	.040 (1.0)		1/16 (1.6)		3/32 (2.4)		1/8 (3.2)	5/32 (4.0)
8 Insulator (required)	54N63		54N63		54N63		54N63	54N63
2 Collet	10N22		10N23		10N24		10N25	54N20
9 Large Diameter Gas Lens	45V0204		45V116		45V64		995795	45V63
Nozzle Size - size # (inch)	4 (1/4)	5 (5/16)	6 (3/8)	7 (7/16)	8 (1/2)	10 (5/8)	12 (3/4)	Short
10 Large Dia. Gas Lens	—	—	57N75	—	57N74	53N88	53N87	53N89
* Large Dia. Gas Lens-L	—	—	57N75L	—	57N74L	53N88L	53N87L	—
* Large Dia. Gas Lens-XL	—	—	57N75XL	—	57N74XL	53N88XL	53N87XL	—
* Large Dia. Gas Lens-XXL	—	—	57N75XXL	—	57N74XXL	53N88XXL	53N87XXL	—

Stubby Non-Gas Lens

Electrode Size - inch (mm)	.040 (1.0)		1/16 (1.6)		3/32 (2.4)		1/8 (3.2)	
11 Insulator (required)	18CG20		18CG20		18CG20		18CG20	
12 Stubby Collet	10N22S		10N23S		10N24S		10N25S	
13 Stubby Collet Body	17CB20		17CB20		17CB20		17CB20	
Nozzle Size - size # (inch)	4 (1/4)	5 (5/16)	6 (3/8)	7 (7/16)	8 (1/2)	10 (5/8)	12 (3/4)	Short
14 Stubby Alumina	13N08	13N09	13N10	13N11	13N12	13N13	—	—

Stubby Gas Lens

Electrode Size - inch (mm)	.040 (1.0)		1/16 (1.6)		3/32 (2.4)		1/8 (3.2)	
15 Insulator (required)	17GLG20		17GLG20		17GLG20		17GLG20	
12 Stubby Collet	10N22S		10N23S		10N24S		10N25S	
16 Stubby Gas Lens	17GL040		17GL116		17GL332		17GL18	
Nozzle Size - size # (inch)	4 (1/4)	5 (5/16)	6 (3/8)	7 (7/16)	8 (1/2)	10 (5/8)	12 (3/4)	Short
17 Alumina Gas Lens	53N58	53N59	53N60	53N61	53N61S	—	—	—

Back Caps

18 Short 57Y04	19 Medium 300M	20 Long 57Y02
----------------	----------------	---------------

*Not shown.

Weldcraft® W-250 Series Formerly WP-20 Series

Hand-Held Air-Cooled Service Parts/Consumables



Cable Covers
#WC-3-10 10 ft. (3 m)
#WC-3-22 22 ft. (6.7 m)



W-250
(WP-20)

Additional Torch Models



W-250 Valve
(WP-20V)

EK-1-25-R Extension Kit

Extend torch life and minimize downtime due to overheating with efficient around-the-head cooling design. Comes with (1) W-250 Torch Body, (1) Handle, (1) 25 ft. Braided Rubber Power Cable, (1) Gas Hose, (1) Water Hose and (1) Long Back Cap



Note: Torches delivered may vary slightly from images shown.

Models		Braided Rubber		Vinyl
Old Model	New Name	12.5 ft (3.8 m)	25 ft (7.6 m)	25 ft (7.6 m)
WP-20	W-250	WP-20-12-R	WP-20-25-R	WP-20-25
WP-20V	W-250 Valve	—	—	WP-20V-25

V=Valve

Torch packages include torch body, handle, power cable, long back cap, gas hose and water hose.

Torch Bodies		Valves	Handles	
W-250	WP-20	—	Knurled	53N06
W-250 Valve	WP-20V	VS-2	Ribbed	53N06R

	Vinyl		Braided	
	12.5 ft (3.8 m)	25 ft (7.6 m)	12.5 ft (3.8 m)	25 ft (7.6 m)
Power Cable	45V03HD	45V04HD	45V03RR	45V04RR
Water Hose	45V07HD	45V08HD	45V07RBB	45V08RBB
Gas Hose	45V09	45V10HD	45V09R	45V10R

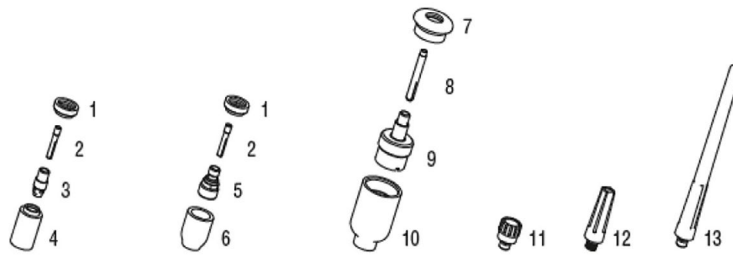
#AK4C Accessory Kit

Includes one long back cap, three collets (one collet per size: 1/16, 3/32, 1/8), three collet bodies (one collet body per size: 1/16, 3/32, 1/8), three alumina nozzles (one nozzle per size: 5, 6, 7), and three 7-inch 2% ceriated tungsten electrodes (one electrode per size: 1/16, 3/32, 1/8).



#AK4GL Gas Lens Accessory Kit

For W-200, W-225, W-250, W-280 and W-375. Includes one short back cap, one of each size (#6, #7, #8) alumina nozzle, and one of each size (1/16, 3/32, 1/8 inch) of the following: gas lens, collet, and 7-inch 2% ceriated tungsten electrode.



Consumables

Non-Gas Lens

Electrode Size - inch (mm)	.020 (0.5)		.040 (1.0)		1/16 (1.6)		3/32 (2.4)		1/8 (3.2)
1 Insulator (required)	598882		598882		598882		598882		598882
2 Collet	13N20		13N21		13N22		13N23		13N24
3 Collet Body	13N25		13N26		13N27		13N28		13N29
Nozzle Size - size # (inch)	3 (3/16)	4 (1/4)	5 (5/16)	6 (3/8)	7 (7/16)	8 (1/2)	10 (5/8)	12 (3/4)	Short
4 Alumina	—	13N08	13N09	13N10	13N11	13N12	13N13	—	—
* Lava	—	13N14	13N15	13N16	13N17	13N18	13N19	—	—
* Long Lava	796F70	796F71	796F72	796F73	—	—	—	—	—
* X-Long Lava	796F74	796F75	796F76	796F77	—	—	—	—	—

Gas Lens

Electrode Size - inch (mm)	.020 (0.5)		.040 (1.0)		1/16 (1.6)		3/32 (2.4)		1/8 (3.2)
1 Insulator (required)	598882		598882		598882		598882		598882
2 Collet	13N20		13N21		13N22		13N23		13N24
5 Gas Lens	45V41		45V42		45V43		45V44		45V45
Nozzle Size - size # (inch)	3 (3/16)	4 (1/4)	5 (5/16)	6 (3/8)	7 (7/16)	8 (1/2)	10 (5/8)	12 (3/4)	Short
6 Alumina Gas Lens	—	53N58	53N59	53N60	53N61	53N61S	—	—	—

Large Diameter Gas Lens

Electrode Size - inch (mm)	.020 (0.5)		.040 (1.0)		1/16 (1.6)		3/32 (2.4)		1/8 (3.2)
7 Insulator (required)	54N63-20		54N63-20		54N63-20		54N63-20		54N63-20
8 Collet	13N20L		13N21L		13N22L		13N23L		13N24L
9 Large Diameter Gas Lens	45V0204S		45V0204S		45V116S		45V64S		995795S
Nozzle Size - size # (inch)	3 (3/16)	4 (1/4)	5 (5/16)	6 (3/8)	7 (7/16)	8 (1/2)	10 (5/8)	12 (3/4)	Short
10 Large Dia. Gas Lens	—	—	—	57N75	—	57N74	53N88	53N87	53N89
* Large Dia. Gas Lens-L	—	—	—	57N75L	—	57N74L	53N88L	53N87L	—
* Large Dia. Gas Lens-XL	—	—	—	57N75XL	—	57N74XL	53N88XL	53N87XL	—
* Large Dia. Gas Lens-XXL	—	—	—	57N75XXL	—	57N74XXL	53N88XXL	53N87XXL	—

98W77 O-Ring

11 Short 41V33	12 Medium 41V35	13 Long 41V24
----------------	-----------------	---------------

*Not shown.

TIG TORCHES

Weldcraft® W-280 Series Formerly WP-280

Hand-Held Air-Cooled Service Parts/Consumables

Models		Braided Rubber			Braided Rubber with 50 mm Dinse
Old Model	New Name	12.5 ft (3.8 m)	25 ft (7.6 m)	50 ft (15.2 m)	25 ft (7.6 m)
WP-280	W-280 Super Cool™	301251012	301251025	301251050	301251001*

Torch packages include torch body, handle, power cable, long back cap, gas hose and water hose.
*Cable cover included.

Hose Part #	Description
269766	Water Hose 14 ft (4.2m), Braided
269767	Water Hose 26.5 ft (8.0m), Braided
269769	Water Hose 51.5 ft (15.7m) Braided
269770	Gas Hose 13.25 ft (4.0m) Braided
269771	Gas Hose 25.75 ft (7.8m) Braided
269773	Gas Hose 50.0 ft (15.2m) Braided
269757	Power Cable, 12.5 ft (3.8m)
269758	Power Cable, 25.0 ft (7.6m)
269759	Power Cable, 50.0 ft (15.2m)

#AK4C Accessory Kit

Includes one long back cap, three collets (one collet per size: 1/16, 3/32, 1/8), three collet bodies (one collet body per size: 1/16, 3/32, 1/8), three alumina nozzles (one nozzle per size: 5, 6, 7), and three 7-inch 2% ceriated tungsten electrodes (one electrode per size: 1/16, 3/32, 1/8).



#AK4GL Accessory Kit

For W-200, W-225, W-250, W-280 and W-375. Includes one short back cap, one of each size (#6, #7, #8) alumina nozzle, and one of each size (1/16, 3/32, 1/8 inch) of the following: gas lens, collet, and 7-inch 2% ceriated tungsten electrode.



W-280 Super Cool
(Torch Body 301251)
269335
Handle

Cable Covers

#WC0183 11.75 ft. (3.6 m)
for use with 301253012

#WC0182 24.25 ft. (7.4 m) for use
with 301253025 and 301253001

Extension Kit

#EK-1-25-R 25 ft. (7.6 m), rubber



Consumables

Non-Gas Lens

Electrode Size — inch (mm)	.020 (0.5)	.040 (1.0)	1/16 (1.6)	3/32 (2.4)	1/8 (3.2)				
1 Insulator (required)	598882	598882	598882	598882	598882				
2 Collet	13N20	13N21	13N22	13N23	13N24				
3 Collet Body	13N25	13N26	13N27	13N28	13N29				
Nozzle Size — size # (inch)	3 (3/16)	4 (1/4)	5 (5/16)	6 (3/8)	7 (7/16)	8 (1/2)	10 (5/8)	12 (3/4)	Short
4 Alumina	—	13N08	13N09	13N10	13N11	13N12	13N13	—	—
* Lava	—	13N14	13N15	13N16	13N17	13N18	13N19	—	—
* Long Lava	796F70	796F71	796F72	796F73	—	—	—	—	—
* X-Long Lava	796F74	796F75	796F76	796F77	—	—	—	—	—

Gas Lens

Electrode Size — inch (mm)	.020 (0.5)	.040 (1.0)	1/16 (1.6)	3/32 (2.4)	1/8 (3.2)				
1 Insulator (required)	598882	598882	598882	598882	598882				
2 Collet	13N20	13N21	13N22	13N23	13N24				
5 Gas Lens	45V41	45V42	45V43	45V44	45V45				
Nozzle Size — size # (inch)	3 (3/16)	4 (1/4)	5 (5/16)	6 (3/8)	7 (7/16)	8 (1/2)	10 (5/8)	12 (3/4)	Short
6 Alumina Gas Lens	—	53N58	53N59	53N60	53N61	53N61S	—	—	—

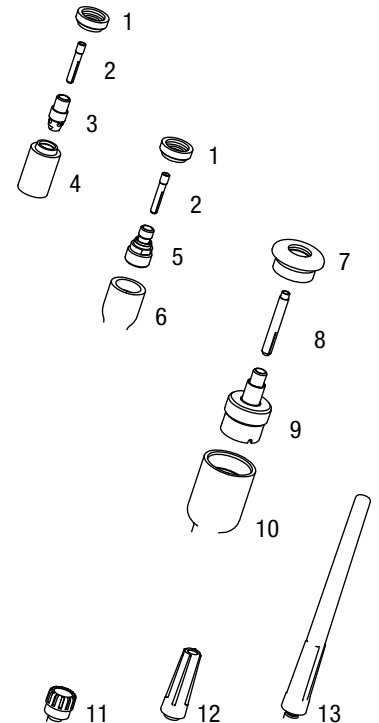
Electrode Size — inch (mm)

Electrode Size — inch (mm)	.020 (0.5)	.040 (1.0)	1/16 (1.6)	3/32 (2.4)	1/8 (3.2)				
7 Insulator (required)	54N63-20	54N63-20	54N63-20	54N63-20	54N63-20				
8 Collet	13N20L	13N21L	13N22L	13N23L	13N24L				
9 Large Diameter Gas Lens	45V0204S	45V0204S	45V116S	45V64S	995795S				
Nozzle Size — size # (inch)	3 (3/16)	4 (1/4)	5 (5/16)	6 (3/8)	7 (7/16)	8 (1/2)	10 (5/8)	12 (3/4)	Short
10 Large Dia. Gas Lens	—	—	—	57N75	—	57N74	53N88	53N87	53N89
* Large Dia. Gas Lens-L	—	—	—	57N75L	—	57N74L	53N88L	53N87L	—
* Large Dia. Gas Lens-XL	—	—	—	57N75XL	—	57N74XL	53N88XL	53N87XL	—
* Large Dia. Gas Lens-XXL	—	—	—	57N75XXL	—	57N74XXL	53N88XXL	53N87XXL	—

Back Caps

11 Short 41V33	12 Medium 41V35	13 Long 41V24
----------------	-----------------	---------------

*Not shown.





Weldcraft® W-310 Series Formerly CS310

Hand-Held Water-Cooled Service Parts/Consumables



W-310
(CS310A)



Cable Covers

- #WC-3-10 10 ft. (3 m)
- #WC-3-22 22 ft. (6.7 m)
- #WC-3-48 48 ft. (14.6 m)

Extension Kit

- #EK-1-25-R 25 ft. (7.6 m), Rubber

Models		Braided Rubber		
Old Model	New Name	12.5 ft (3.8 m)	25 ft (7.6 m)	50 ft (15.2 m)
CS310A	W-310	CS310-12	CS310-25	CS310-50
<i>Torch packages include torch body, handle, power cable, long back cap, gas hose, water hose and cable cover.</i>				
Torch Bodies		Handles		
W-310	CS310A	D-Handle	CS110-H	
Power Cables		Braided		
		12.5 ft (3.8m)	25 ft (7.6m)	50 ft (15.2m)
Power Cable	269764	269765	CS310-50PC	
Water Hose	CS310-12W	CS310-25W	CS310-50W	
Gas Hose	CS310-12G	CS310-25G	CS310-50G	

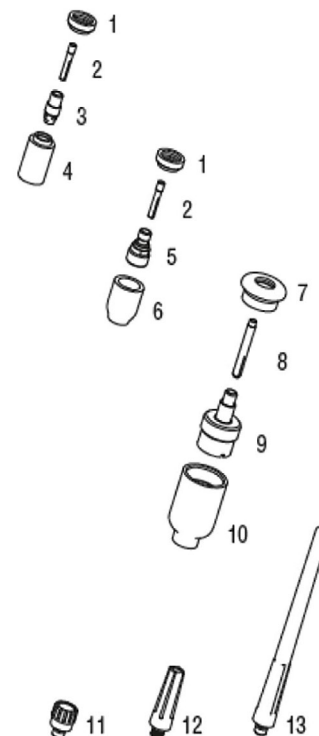
#AK4C Accessory Kit

Includes one long back cap, three collets (one collet per size: 1/16, 3/32, 1/8), three collet bodies (one collet body per size: 1/16, 3/32, 1/8), three alumina nozzles (one nozzle per size: 5, 6, 7), and three 7-inch 2% ceriated tungsten electrodes (one electrode per size: 1/16, 3/32, 1/8).



Consumables

Non-Gas Lens										
Electrode Size - inch (mm)	.020 (0.5)		.040 (1.0)		1/16 (1.6)		3/32 (2.4)		1/8 (3.2)	
1 Insulator (required)	598882		598882		598882		598882		598882	
2 Collet	13N20		13N21		13N22		13N23		13N24	
3 Collet Body	13N25		13N26		13N27		13N28		13N29	
Nozzle Size - size # (inch)	3 (3/16)	4 (1/4)	5 (5/16)	6 (3/8)	7 (7/16)	8 (1/2)	10 (5/8)	12 (3/4)	Short	
4 Alumina	—	13N08	13N09	13N10	13N11	13N12	13N13	—	—	
* Lava	—	13N14	13N15	13N16	13N17	13N18	13N19	—	—	
* Long Lava	796F70	796F71	796F72	796F73	—	—	—	—	—	
* X-Long Lava	796F74	796F75	796F76	796F77	—	—	—	—	—	
Gas Lens										
Electrode Size - inch (mm)	.020 (0.5)		.040 (1.0)		1/16 (1.6)		3/32 (2.4)		1/8 (3.2)	
1 Insulator (required)	598882		598882		598882		598882		598882	
2 Collet	13N20		13N21		13N22		13N23		13N24	
5 Gas Lens	45V41		45V42		45V43		45V44		45V45	
Nozzle Size - size # (inch)	3 (3/16)	4 (1/4)	5 (5/16)	6 (3/8)	7 (7/16)	8 (1/2)	10 (5/8)	12 (3/4)	Short	
6 Alumina Gas Lens	—	53N58	53N59	53N60	53N61	53N61S	—	—	—	
Large Diameter Gas Lens										
Electrode Size - inch (mm)	.020 (0.5)		.040 (1.0)		1/16 (1.6)		3/32 (2.4)		1/8 (3.2)	
7 Insulator (required)	54N63-20		54N63-20		54N63-20		54N63-20		54N63-20	
8 Collet	13N20L		13N21L		13N22L		13N23L		13N24L	
9 Large Diameter Gas Lens	45V0204S		45V0204S		45V116S		45V64S		995795S	
Nozzle Size - size # (inch)	3 (3/16)	4 (1/4)	5 (5/16)	6 (3/8)	7 (7/16)	8 (1/2)	10 (5/8)	12 (3/4)	Short	
10 Large Dia. Gas Lens	—	—	—	57N75	—	57N74	53N88	53N87	53N89	
* Large Dia. Gas Lens-L	—	—	—	57N75L	—	57N74L	53N88L	53N87L	—	
* Large Dia. Gas Lens-XL	—	—	—	57N75XL	—	57N74XL	53N88XL	53N87XL	—	
* Large Dia. Gas Lens-XXL	—	—	—	57N75XXL	—	57N74XXL	53N88XXL	53N87XXL	—	
Back Caps										
11 Short CS110-BCS	12 Medium 41V35				13 Long 41V24					



Weldcraft® W-350 Series Formerly WP-18 Series

Hand-Held Water-Cooled
Service Parts/Consumables



W-350
(WP-18)

Additional Torch Models



Note: Torches delivered may vary slightly from images shown.

Models		Rubber		Vinyl	
Old Model	New Name	12.5 ft (3.8 m)	25 ft (7.6 m)	12.5 ft (3.8 m)	25 ft (7.6 m)
WP-18	W-350	WP-18-12-R	WP-18-25-R	WP-18-12	WP-18-25
WP-18V	W-350 Valve	—	WP-18V-25-R	—	WP-18V-25

V=Valve

Torch packages include torch body, handle, power cable, long back cap, gas hose and water hose.

Torch Bodies		Valves	Handles	
W-350	WP-18	—	Ribbed	H-200R
W-350 Valve	WP-18V	VS-1	Knurled	H-200

Power Cables	Vinyl		Rubber (PC)	Braided (G&W)
	12.5 ft (3.8 m)	25 ft (7.6 m)	12.5 ft (3.8 m)	25 ft (7.6 m)
Power Cable	40V64	41V29	40V64R	41V29R
Water Hose	40V74	41V32	40V74R	41V32R
Gas Hose	40V75	41V30	40V75R18	41V30R18



#AK3GL Gas Lens Accessory Kit
For A-150, A-200 and A-250. Includes one short back cap, one of each size (#6, #7, #8) alumina nozzle, and one of each size (1/16, 3/32, 1/8 inch) of the following: gas lens, collet, and 7-inch 2% ceriated tungsten electrode.



#MAK-2S Accessory Kit
For W-350 Series. Includes one short and one long back cap, four back cap o-rings, two cup gaskets, one gas lens insulator, and one of each size (.040, 1/16, 3/32, 1/8 inch) gas lens. Also includes the following: ten collets (1) .040, (3) 1/16, (3) 3/32, (2) 1/8, (1) 5/32; and eight collet bodies (1) .040, (2) 1/16, (2) 3/32, (2) 1/8, (1) 5/32



#AK3C Accessory Kit
Includes one short back cap, three collets (one collet per size: 1/16, 3/32, 1/8), three collet bodies (one collet body per size: 1/16, 3/32, 1/8), three alumina nozzles (one nozzle per size: 5, 6, 7), and three 7-inch 2% ceriated tungsten electrodes (one electrode per size: 1/16, 3/32, 1/8).

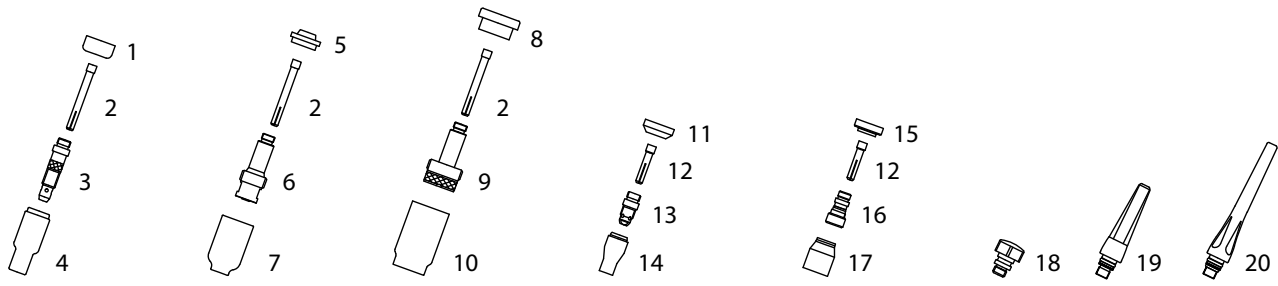


Cable Covers

#WC-3-10 10 ft. (3 m)
#WC-A3-22 22 ft. (6.7 m)

Extension Kit

#EK-1-25-R 25 ft. (7.6 m), Rubber



Consumables

Non-Gas Lens

Electrode Size - inch (mm)	.020 (0.5)	.040 (1.0)	1/16 (1.6)		3/32 (2.4)		1/8 (3.2)	5/32 (4.0)
1 Insulator (required)	18CG	18CG	18CG		18CG		18CG	18CG
2 Collet	10N21	10N22	10N23		10N24		10N25	54N20
3 Collet Body	10N29	10N30	10N31		10N32		10N28	406488
Nozzle Size - size # (inch)	4 (1/4)	5 (5/16)	6 (3/8)	7 (7/16)	8 (1/2)	10 (5/8)	12 (3/4)	Short
4 Alumina	10N50	10N49	10N48	10N47	10N46	10N45	10N44	—
* Long Alumina	—	10N49L	10N48L	10N47L	—	—	—	—
* Lava	105Z43	105Z42	105Z44	105Z45	08N78	08N79	08N80	—
* Long Lava	12N03	105Z60	12N02	105Z61	—	—	—	—

Gas Lens

Electrode Size - inch (mm)	.020 (0.5)	.040 (1.0)	1/16 (1.6)		3/32 (2.4)		1/8 (3.2)	5/32 (4.0)
5 Insulator (required)	54N01	54N01	54N01		54N01		54N01	54N01
2 Collet	10N21	10N22	10N23		10N24		10N25	54N20
6 Gas Lens	45V29	45V24	45V25		45V26		45V27	45V28
Nozzle Size - size # (inch)	4 (1/4)	5 (5/16)	6 (3/8)	7 (7/16)	8 (1/2)	10 (5/8)	12 (3/4)	Short
7 Alumina Gas Lens	54N18	54N17	54N16	54N15	54N14	—	—	54N19
* Long Gas Lens	—	54N17L	54N16L	54N15L	54N14L	—	—	—

Large Diameter Gas Lens

Electrode Size - inch (mm)	.020 (0.5)	.040 (1.0)	1/16 (1.6)		3/32 (2.4)		1/8 (3.2)	5/32 (4.0)
8 Insulator (required)	54N63	54N63	54N63		54N63		54N63	54N63
2 Collet	10N21	10N22	10N23		10N24		10N25	54N20
9 Large Diameter Gas Lens	45V0204	45V0204	45V116		45V64		995795	45V63
Nozzle Size - size # (inch)	4 (1/4)	5 (5/16)	6 (3/8)	7 (7/16)	8 (1/2)	10 (5/8)	12 (3/4)	Short
10 Large Dia. Gas Lens	—	—	57N75	—	57N74	53N88	53N87	53N89
* Large Dia. Gas Lens-L	—	—	57N75L	—	57N74L	53N88L	53N87L	—
* Large Dia. Gas Lens-XL	—	—	57N75XL	—	57N74XL	53N88XL	53N87XL	—
* Large Dia. Gas Lens-XXL	—	—	57N75XXL	—	57N74XXL	53N88XXL	53N87XXL	—

Stubby Non-Gas Lens

Electrode Size - inch (mm)	.020 (0.5)	.040 (1.0)	1/16 (1.6)		3/32 (2.4)		1/8 (3.2)	
11 Insulator (required)	18CG20	18CG20	18CG20		18CG20		18CG20	
12 Stubby Collet	—	10N22S	10N23S		10N24S		10N25S	
13 Stubby Body Collet	17CB20	17CB20	17CB20		17CB20		17CB20	
Nozzle Size - size # (inch)	4 (1/4)	5 (5/16)	6 (3/8)	7 (7/16)	8 (1/2)	10 (5/8)	12 (3/4)	Short
14 Stubby Alumina	13N08	13N09	13N10	13N11	13N12	13N13	—	—

Stubby Gas Lens

Electrode Size - inch (mm)	.020 (0.5)	.040 (1.0)	1/16 (1.6)		3/32 (2.4)		1/8 (3.2)	
15 Insulator (required)	17GLG20	17GLG20	17GLG20		17GLG20		17GLG20	
12 Stubby Collet	—	10N22S	10N23S		10N24S		10N25S	
16 Stubby Gas Lens	—	17GL040	17GL118		17GL332		17GL18	
Nozzle Size - size # (inch)	4 (1/4)	5 (5/16)	6 (3/8)	7 (7/16)	8 (1/2)	10 (5/8)	12 (3/4)	Short
17 Alumina Gas Lens	53N58	53N59	53N60	53N61	53N61S	—	—	—

Back Caps

18 Short 57Y04	19 Medium 300M	20 Long 57Y02
----------------	----------------	---------------

*Not shown.

Weldcraft® W-375 Series

Hand-Held Water-Cooled Service Parts/Consumables

	Braided Rubber		Braided Rubber with 50 mm Dinse
New Name	12.5 (3.8 m)	25 (7.6 m)	25 (7.6 m)
W-375 Super Cool™	301253012	301253025	301253001*

Torch packages include torch body, handle, power cable, long back cap, gas hose, water hose and cable cover.
*Cable cover included.

Hose Part #	Description
269766	Water Hose 14 ft (4.2m), Braided
269767	Water Hose 26.5 ft (8.0m), Braided
269770	Gas Hose 13.25 ft (4.0m) Braided
269771	Gas Hose 25.75 ft (7.8m) Braided
269764	Power Cable, 12.5 ft (3.8m)
269765	Power Cable, 25.0 ft (7.6m)

#AK4C Accessory Kit

Includes one long back cap, three collets (one collet per size: 1/16, 3/32, 1/8), three collet bodies (one collet body per size: 1/16, 3/32, 1/8), three alumina nozzles (one nozzle per size: 5, 6, 7), and three 7-inch 2% ceriated tungsten electrodes (one electrode per size: 1/16, 3/32, 1/8).



#AK4GL Gas Lens Accessory Kit

For W-200, W-225, W-250, W-280 and W-375. Includes one short back cap, one of each size (#6, #7, #8) alumina nozzle, and one of each size (1/16, 3/32, 1/8 inch) of the following: gas lens, collet, and 7-inch 2% ceriated tungsten electrode.



W-375 Super Cool
(Torch Body - 301253)

269335
Handle

#WC0183 11.75 ft. (3.6 m)
for use with 301253012

#WC0182 24.25 ft. (7.4 m)
for use with 301253025
and 301253001



Extension Kit
#EK-1-25-R 25 ft. (7.6 m), rubber

Consumables

Non-Gas Lens

Electrode Size — inch (mm)	.020 (0.5)	.040 (1.0)	1/16 (1.6)	3/32 (2.4)	1/8 (3.2)				
1 Insulator (required)	598882	598882	598882	598882	598882				
2 Collet	13N20	13N21	13N22	13N23	13N24				
3 Collet Body	13N25	13N26	13N27	13N28	13N29				
Nozzle Size — size # (inch)	3 (3/16)	4 (1/4)	5 (5/16)	6 (3/8)	7 (7/16)	8 (1/2)	10 (5/8)	12 (3/4)	Short
4 Alumina	—	13N08	13N09	13N10	13N11	13N12	13N13	—	—
* Lava	—	13N14	13N15	13N16	13N17	13N18	13N19	—	—
* Long Lava	796F70	796F71	796F72	796F73	—	—	—	—	—
* X-Long Lava	796F74	796F75	796F76	796F77	—	—	—	—	—

Gas Lens

Electrode Size — inch (mm)	.020 (0.5)	.040 (1.0)	1/16 (1.6)	3/32 (2.4)	1/8 (3.2)				
1 Insulator (required)	598882	598882	598882	598882	598882				
2 Collet	13N20	13N21	13N22	13N23	13N24				
5 Gas Lens	45V41	45V42	45V43	45V44	45V45				
Nozzle Size — size # (inch)	3 (3/16)	4 (1/4)	5 (5/16)	6 (3/8)	7 (7/16)	8 (1/2)	10 (5/8)	12 (3/4)	Short
6 Alumina Gas Lens	—	53N58	53N59	53N60	53N61	53N61S	—	—	—

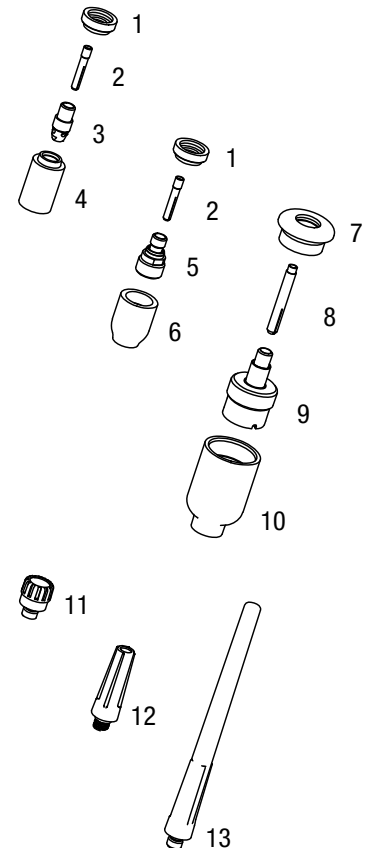
Electrode Size — inch (mm)

Electrode Size — inch (mm)	7 (17.8)	8 (20.3)	10 (25.4)	12 (30.5)					
7 Insulator (required)	54N63-20	54N63-20	54N63-20	54N63-20					
8 Collet	13N20L	13N21L	13N22L	13N23L					
9 Large Diameter Gas Lens	45V0204S	45V0204S	45V116S	45V64S					
Nozzle Size — size # (inch)	3 (3/16)	4 (1/4)	5 (5/16)	6 (3/8)	7 (7/16)	8 (1/2)	10 (5/8)	12 (3/4)	Short
10 Large Dia. Gas Lens	—	—	—	57N75	—	57N74	53N88	53N87	53N89
* Large Dia. Gas Lens-L	—	—	—	57N75L	—	57N74L	53N88L	53N87L	—
* Large Dia. Gas Lens-XL	—	—	—	57N75XL	—	57N74XL	53N88XL	53N87XL	—
* Large Dia. Gas Lens-XXL	—	—	—	57N75XXL	—	57N74XXL	53N88XXL	53N87XXL	—

Back Caps

11 Short 41V33 12 Medium 41V35 13 Long 41V24

*Not shown.





Weldcraft® W-400 Super Cool

Formerly WP-18SC Series

Hand-Held Water-Cooled Service Parts/Consumables


Models		Rubber		Vinyl	
Old Model	New Name	12.5 ft (3.8 m)	25 ft (7.6 m)	12.5 ft (3.8 m)	25 ft (7.6 m)
WP-18SC	W-400 Super Cool™	WP-18SC-12-R	WP-18SC-25-R	WP-18SC-12	WP-18SC-25

Torch packages include torch body, handle, power cable, long back cap, gas hose and water hose.


Torch Body		Handle	
W-400	WP-18SC	Knurled	H-200

Power Cables and Hoses				
	Vinyl		Braided Rubber	
	12.5 ft (3.8 m)	25 ft (7.6 m)	12.5 ft (3.8 m)	25 ft (7.6 m)
Power Cable	40V64	41V29	40V64R	41V29R
Water Hose	40V74	41V32	40V74R	45V08RBB
Gas Hose	40V75	41V30	40V75R18	41V30R18

#AK18C Accessory Kit
Includes one short back cap, one of each size (#6, #7, #8) alumina nozzle, one of each size (3/32, 1/8 HD, 5/32 HD) collet, one of each size (.020-1/8 inch, 1/8-3/16 inch) collet body, and one of each size (3/32, 1/8, 5/32 inch) 7-inch 2% ceriated tungsten electrode.



#AK3GL Gas Lens Accessory Kit
For A-150, A-200 and A-250. Includes one short back cap, one of each size (#6, #7, #8) alumina nozzle, and one of each size (1/16, 3/32, 1/8 inch) of the following: gas lens, collet, and 7-inch 2% ceriated tungsten electrode.





W-400 Super Cool (WP-18SC)



Cable Covers

- #WC-3-10 10 ft. (3 m)
- #WC-3-22 22 ft. (6.7 m)

Extension Kit

- #EK-1-25-R 25 ft. (7.6 m), Rubber

Consumables

Non-Gas Lens

Electrode Size - inch (mm)	.040 (1.0)	1/16 (1.6)	3/32 (2.4)	1/8 (3.2)	5/32 (4.0)	3/16 (4.8)		
1 Insulator (required)	18NG	18NG	18NG	18NG	18NG	18NG		
2 Collet	10N22	10N23	10N24	10N25	—	—		
3 Collet Body	NCB-53	NCB-53	NCB-53	NCB-53	—	—		
4 Heavy-Duty Collet	—	—	—	10N25HD	54N20HD	18C36		
5 HD Nose Collet Body	—	—	—	NCB-36	NCB-36	NCB-36		
Nozzle Size - size # (inch)	4 (1/4)	5 (5/16)	6 (3/8)	7 (7/16)	8 (1/2)	10 (5/8)	12 (3/4)	Short
6 Alumina	54N18	54N17	54N16	54N15	54N14	—	—	54N19
* Long Alumina	—	54N17L	54N16L	54N15L	—	—	—	—

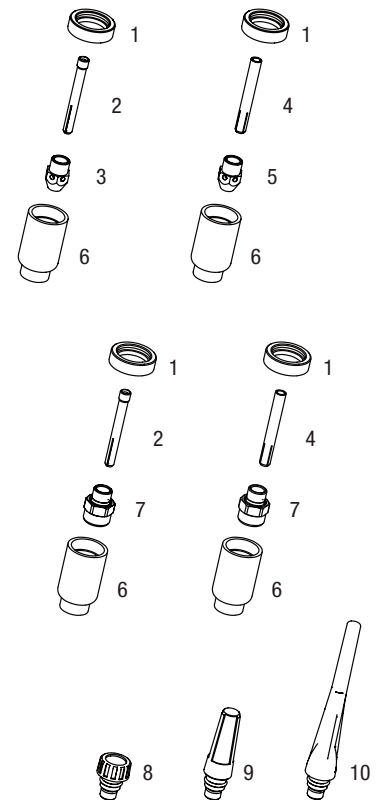
Gas Lens

Electrode Size - inch (mm)	.040 (1.0)	1/16 (1.6)	3/32 (2.4)	1/8 (3.2)	5/32 (4.0)	3/16 (4.8)		
1 Insulator (required)	18NG	18NG	18NG	18NG	18NG	18NG		
2 Collet	10N22	10N23	10N24	10N25	—	—		
4 Heavy-Duty Collet	—	—	—	10N25HD	54N20HD	18C36		
7 Gas Lens	18GL04	18GL16	18GL32	18GL18	18GL53	18GL36		
Nozzle Size - size # (inch)	4 (1/4)	5 (5/16)	6 (3/8)	7 (7/16)	8 (1/2)	10 (5/8)	12 (3/4)	Short
6 Alumina Gas Lens	54N18	54N17	54N16	54N15	54N14	—	—	54N19
* Long Gas Lens	—	54N17L	54N16L	54N15L	—	—	—	—

Back Caps

- 8 Short 57Y04
- 9 Medium 300M
- 10 Long 57Y02

*Not shown.



Weldcraft® Modular Series

Hand-Held TIG Service Parts/Consumables

Models		Braided Rubber		Vinyl	Textured Handle
Old Model	New Name	12.5 ft (3.8 m)	25 ft (7.6 m)	25 ft (7.6 m)	—
WP-225	W-225 Modular	WP-225-12-R	WP-225-25-R	WP-225-25	53N06

Torch packages include torch body, handle, power cable, gas hose, water hose and 1726 and 9-70 torch heads.

Power Cables and Hoses				
	Vinyl		Braided Rubber	
	12.5 ft (3.8 m)	25 ft (7.6 m)	12.5 ft (3.8 m)	25 ft (7.6 m)
Power Cable	45V03HD	45V04HD	45V03RR	45V04RR
Water Hose	45V07HD	45V08HD	45V07RBB	45V08RBB
Gas Hose	45V09	45V10	45V09R	45V10R



Type
Water-Cooled
Rated Output
DC: 225 A, AC: 160 A
Duty Cycle
100%
Electrode Range
.020-5/32 in (0.5-4.0 mm)

W-225 Modular
(WP-225)



#AK-225MFC Accessory Kit
Supplements W-225 (WP-225) modular torch packages. Includes 5 additional torch heads, collet, collet bodies, nozzles, handle and more.



Cable Covers
#WC-3-10 10 ft. (3 m)
#WC-3-22 22 ft. (6.7 m)



Torch Head	Angle	Electrode Range	A-150 Modular* Amp Rating		A-200 Modular* Amp Rating		W-225 Modular** Amp Rating	
			DC	AC	DC	AC	DC	AC
24	70°	.020-3/32 in. (0.5-2.4 mm)	80	50	80	50	160	115
24-90	90°	.020-3/32 in. (0.5-2.4 mm)	80	50	80	50	160	115
9-70	70°	.020-1/8 in. (0.5-3.2 mm)	125	100	125	100	200	140
9-90	90°	.020-1/8 in. (0.5-3.2 mm)	125	100	125	100	200	140
9P	180°	.020-1/8 in. (0.5-3.2 mm)	125	100	125	100	200	140
1726	70°	.020-5/32 in. (0.5-4.0 mm)	150	115	200	140	225	160
1726P	180°	.020-5/32 in. (0.5-4.0 mm)	150	115	200	140	225	160

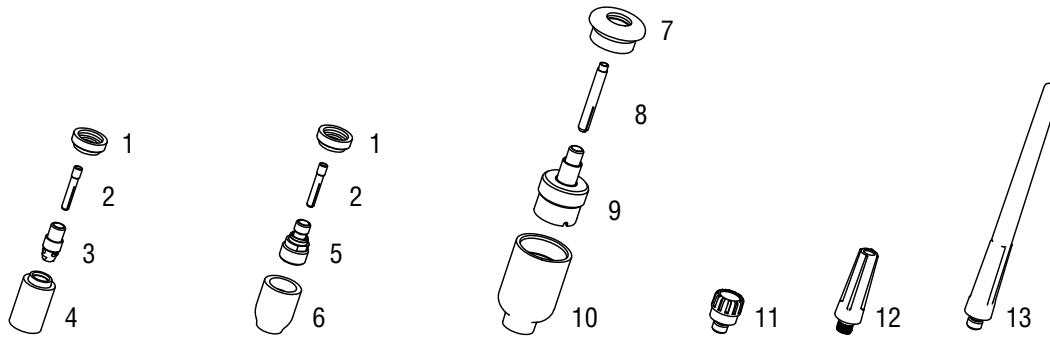
TIG Torch Configurator

Our new TIG Torch Configurator is a simple way to make sure you are using the right torch and consumables for your application. Answer a few simple questions about your specific application and get a recommendation for the appropriate torch, tungsten, collet, collet body and more. Email or print the recommendation for reference when purchasing your next Weldcraft torch.

Visit now at MillerWelds.com/torchconfig



9-70, 9-90 and 9P Modular Series Consumables



Non-Gas Lens

Electrode Size - inch (mm)	.020 (0.5)		.040 (1.0)		1/16 (1.6)		3/32 (2.4)		1/8 (3.2)
1 Insulator (required)	598882		598882		598882		598882		598882
2 Collet	13N20		13N21		13N22		13N23		13N24
3 Collet Body	13N25		13N26		13N27		13N28		13N29
Nozzle Size - size # (inch)	3 (3/16)	4 (1/4)	5 (5/16)	6 (3/8)	7 (7/16)	8 (1/2)	10 (5/8)	12 (3/4)	Short
4 Alumina	—	13N08	13N09	13N10	13N11	13N12	13N13	—	—
* Lava	—	13N14	13N15	13N16	13N17	13N18	13N19	—	—
* Long Lava	796F70	796F71	796F72	796F73	—	—	—	—	—
* X-Long Lava	796F74	796F75	796F76	796F77	—	—	—	—	—

Gas Lens

Electrode Size - inch (mm)	.020 (0.5)		.040 (1.0)		1/16 (1.6)		3/32 (2.4)		1/8 (3.2)
1 Insulator (required)	598882		598882		598882		598882		598882
2 Collet	13N20		13N21		13N22		13N23		13N24
5 Gas Lens	45V41		45V42		45V43		45V44		45V45
Nozzle Size - size # (inch)	3 (3/16)	4 (1/4)	5 (5/16)	6 (3/8)	7 (7/16)	8 (1/2)	10 (5/8)	12 (3/4)	Short
6 Alumina Gas Lens	—	53N58	53N59	53N60	53N61	53N61S	—	—	—

Large Diameter Gas Lens

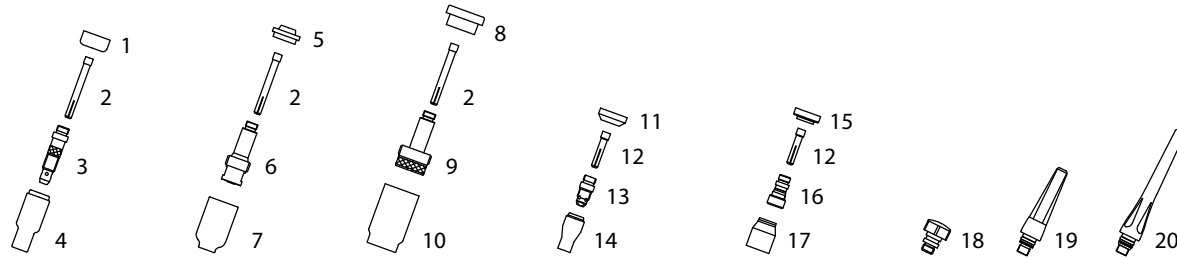
Electrode Size - inch (mm)	.020 (0.5)		.040 (1.0)		1/16 (1.6)		3/32 (2.4)		1/8 (3.2)
7 Insulator (required)	54N63-20		54N63-20		54N63-20		54N63-20		54N63-20
8 Collet	13N20L		13N21L		13N22L		13N23L		13N24L
9 Large Diameter Gas Lens	45V0204S		45V0204S		45V116S		45V64S		995795S
Nozzle Size - size # (inch)	3 (3/16)	4 (1/4)	5 (5/16)	6 (3/8)	7 (7/16)	8 (1/2)	10 (5/8)	12 (3/4)	Short
10 Large Dia. Gas Lens	—	—	—	57N75	—	57N74	53N88	53N87	53N89
* Large Dia. Gas Lens-L	—	—	—	57N75L	—	57N74L	53N88L	53N87L	—
* Large Dia. Gas Lens-XL	—	—	—	57N75XL	—	57N74XL	53N88XL	53N87XL	—
* Large Dia. Gas Lens-XXL	—	—	—	57N75XXL	—	57N74XXL	53N88XXL	53N87XXL	—

Back Caps

11 Short 41V33 12 Medium 41V35 13 Long 41V24

*Not shown.

1726 and 1726P Torch Head Modular Series Consumables



Non-Gas Lens

Electrode Size - inch (mm)	.020 (0.5)	.040 (1.0)	1/16 (1.6)		3/32 (2.4)		1/8 (3.2)	5/32 (4.0)
1 Insulator (required)	18CG	18CG	18CG		18CG		18CG	18CG
2 Collet	10N21	10N22	10N23		10N24		10N25	54N20
3 Collet Body	10N29	10N30	10N31		10N32		10N28	406488
Nozzle Size - size # (inch)	4 (1/4)	5 (5/16)	6 (3/8)	7 (7/16)	8 (1/2)	10 (5/8)	12 (3/4)	Short
4 Alumina	10N50	10N49	10N48	10N47	10N46	10N45	10N44	—
* Long Alumina	—	10N49L	10N48L	10N47L	—	—	—	—
* Lava	105Z43	105Z42	105Z44	105Z45	08N78	08N79	08N80	—
* Long Lava	12N03	105Z60	12N02	105Z61	—	—	—	—

Gas Lens

Electrode Size - inch (mm)	.020 (0.5)	.040 (1.0)	1/16 (1.6)		3/32 (2.4)		1/8 (3.2)	5/32 (4.0)
5 Insulator (required)	54N01	54N01	54N01		54N01		54N01	54N01
2 Collet	10N21	10N22	10N23		10N24		10N25	54N20
6 Gas Lens	45V29	45V24	45V25		45V26		45V27	45V28
Nozzle Size - size # (inch)	4 (1/4)	5 (5/16)	6 (3/8)	7 (7/16)	8 (1/2)	10 (5/8)	12 (3/4)	Short
7 Alumina Gas Lens	54N18	54N17	54N16	54N15	54N14	—	—	54N19
* Long Gas Lens	—	54N17L	54N16L	54N15	54N14L	—	—	—

Large Diameter Gas Lens

Electrode Size - inch (mm)	.020 (0.5)	.040 (1.0)	1/16 (1.6)		3/32 (2.4)		1/8 (3.2)	5/32 (4.0)
8 Insulator (required)	54N63	54N63	54N63		54N63		54N63	54N63
2 Collet	10N21	10N22	10N23		10N24		10N25	54N20
9 Large Diameter Gas Lens	45V0204	45V0204	45V116		45V64		995795	45V63
Nozzle Size - size # (inch)	4 (1/4)	5 (5/16)	6 (3/8)	7 (7/16)	8 (1/2)	10 (5/8)	12 (3/4)	Short
10 Large Dia. Gas Lens	—	—	57N 75	—	57N74	53N88	53N87	53N89
* Large Dia. Gas Lens-L	—	—	57N75L	—	57N74L	53N88L	53N87L	—
* Large Dia. Gas Lens-XL	—	—	57N75XL	—	57N74XL	53N88XL	53N87XL	—
* Large Dia. Gas Lens-XXL	—	—	57N75XXL	—	57N74XXL	53N88XXL	53N87XXL	—

Stubby Non-Gas Lens

Electrode Size - inch (mm)	.020 (0.5)	.040 (1.0)	1/16 (1.6)		3/32 (2.4)		1/8 (3.2)	
11 Insulator (required)	18CG20	18CG20	18CG20		18CG20		18CG20	
12 Stubby Collet	—	10N22S	10N23S		10N24S		10N25S	
13 Stubby Body Collet	17CB20	17CB20	17CB20		17CB20		17CB20	
Nozzle Size - size # (inch)	4 (1/4)	5 (5/16)	6 (3/8)	7 (7/16)	8 (1/2)	10 (5/8)	12 (3/4)	Short
14 Stubby Alumina	13N08	13N09	13N10	13N11	13N12	13N13	—	—

Stubby Gas Lens

Electrode Size - inch (mm)	.020 (0.5)	.040 (1.0)	1/16 (1.6)		3/32 (2.4)		1/8 (3.2)	
15 Insulator (required)	17GLG20	17GLG20	17GLG20		17GLG20		17GLG20	
12 Stubby Collet	—	10N22S	10N23S		10N24S		10N25S	
16 Stubby Gas Lens	—	17GL040	17GL118		17GL332		17GL18	
Nozzle Size - size # (inch)	4 (1/4)	5 (5/16)	6 (3/8)	7 (7/16)	8 (1/2)	10 (5/8)	12 (3/4)	Short
17 Alumina Gas Lens	53N58	53N59	53N60	53N61	53N61S	—	—	—

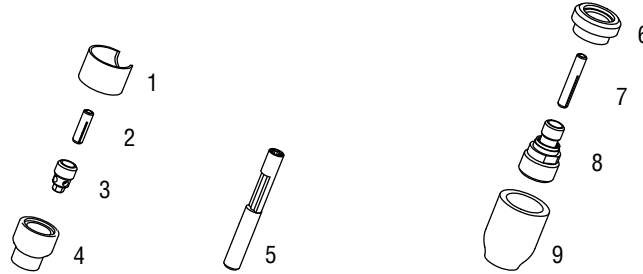
Back Caps

18 Short 57Y04	19 Medium 300M	20 Long 57Y02
----------------	----------------	---------------

*Not shown.



24 and 24-90 Torch Head Modular Series Consumables



Non-Gas Lens

Electrode Size - inch (mm)	.020 (0.5)	.040 (1.0)	1/16 (1.6)	3/32 (2.4)
1 Insulator (required)	53N22	53N22	53N22	53N22
2 Collet	53N15	53N16	53N14	24C332
3 Collet Body	53N17	53N18	53N19	24CB332
Nozzle Size - size # (inch)	.165	4 (1/4)	5 (5/16)	6 (3/8)
4 Alumina	—	A53N24	A53N25	A53N27
* Lava	53N23	53N24	53N25	53N27
* Long Lava	—	53N28	—	53N26

Collet Body Wrench

5 53N20

Gas Lens

Electrode Size - inch (mm)	.020 (0.5)	.040 (1.0)	1/16 (1.6)	3/32 (2.4)	
6 Insulator (required)	53N66	53N66	53N66	53N66	
7 Collet	53N62	53N63	53N64	24GLC332	
8 Gas Lens	45V41	45V42	45V43	45V44	
Nozzle Size - size # (inch)	4 (1/4)	5 (5/16)	6 (3/8)	7 (7/16)	8 (1/2)
9 Alumina Gas Lens	53N58	53N59	53N60	53N61	53N61S

*Not shown.

Weldcraft® Automation Series

Machine-Held TIG Welding Torches

A-150 Automation Torch Packages

Models		1-Piece Power Cable Rubber		2-Piece Power Cable Rubber
Old Model	New Name	12.5 ft (3.8 m)	25 ft (7.6 m)	12.5 ft (3.8 m)
WP-23A	A-150 Automation	WP-23A-12-R	WP-23A-25-R	WP-23A-12-2

Torch packages include torch body and power cable.

W-250 Automation Torch Packages

Models		Rubber	Vinyl			
Old Model	New Name	25 ft (7.6 m)	3 ft (0.9 m)	6 ft (1.8 m)	12.5 ft (3.8 m)	25 ft (7.6 m)
WP-22A	W-250 Automation	WP-22A-25-R	WP-22A-3	WP-22A-6	WP-22A-12	WP-22A-25

Torch packages include torch body, handle, power cable, long back cap, gas hose and water hose.

W-500 Series Automation Torch Packages

Models		Rubber		
Old Model	New Name	3 ft (0.9 m)	12.5 ft (3.8 m)	25 ft (7.6 m)
WP-27A	W-500A Automation	WP-27A-3	WP-27A-12	WP-27A-25
WP-27B	W-500B Automation	WP-27B-3	WP-27B-12	WP-27B-25

Torch packages include torch body, power cable, gas hose and water hose. 3-foot cable packages also include bracket assembly.

Consumables For A-150/W-250 Automation

Non-Gas Lens

Electrode Size - inch (mm)	.040 (1.0)		1/16 (1.6)		3/32 (2.4)		1/8 (3.2)	
1 Insulator (required)	22-10		22-10		22-10		22-10	
2 Collet & Tube Assembly (WP-22A/23A)	22N21A		22N22A		22N23A		22N24A	
3 Collet Body	13N26		13N27		13N28		13N29	
Nozzle Size - size # (inch)	4 (1/4)	5 (5/16)	6 (3/8)	7 (7/16)	8 (1/2)	10 (5/8)	12 (3/4)	Short
4 Alumina	13N08	13N09	13N10	13N11	13N12	13N13	—	—
* Lava	13N14	13N15	13N16	13N17	13N18	13N19	—	—
* Long Lava	796F71	796F72	796F73	—	—	—	—	—
* X-Long Lava	796F75	796F76	796F77	—	—	—	—	—

Gas Lens

Electrode Size - inch (mm)	.040 (1.0)		1/16 (1.6)		3/32 (2.4)		1/8 (3.2)	
1 Insulator (required)	22-10		22-10		22-10		22-10	
2 Collet & Tube Assembly (WP-22A/23A)	22N21A		22N22A		22N23A		22N24A	
5 Gas Lens	45V42		45V43		45V44		45V45	
Nozzle Size - size # (inch)	4 (1/4)	5 (5/16)	6 (3/8)	7 (7/16)	8 (1/2)	10 (5/8)	12 (3/4)	Short
6 Alumina Gas Lens	53N58	53N59	53N60	53N61	53N61S	—	—	—

Knob

*22-7

Consumables For W-500 Automation

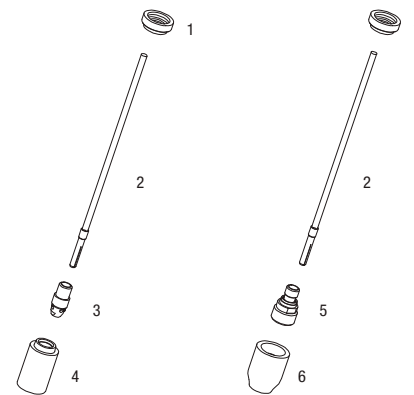
Non-Gas Lens

Electrode Size - inch (mm)	.040 (1.0)	1/16 (1.6)	3/32 (2.4)	1/8 (3.2)	5/32 (4.0)	3/16 (4.8)	1/4 (6.4)	
1 Collet	—	10N22		10N23		10N24		
2 Gas Lens	—	10N30		10N31		10N32		
Nozzle Size - size # (inch)	6 (3/8)		8 (1/2)		10 (5/8)		12 (3/4)	Short
3 Large Dia. Gas Lens	57N75		57N74		53N88		53N87	53N89
* Large Dia. Gas Lens-L	57N75L		57N74L		53N88L		53N87L	—
* Large Dia. Gas Lens-XL	57N75XL		57N74XL		53N88XL		53N87XL	—
* Large Dia. Gas Lens-XXL	57N75XXL		57N74XXL		53N88XXL		53N87XXL	—

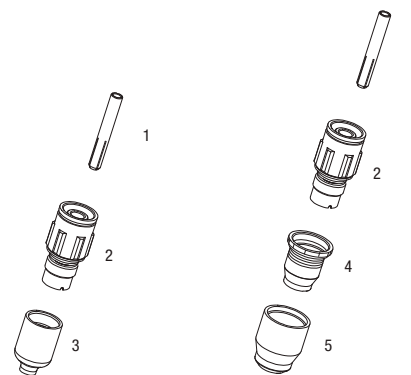
Gas Lens - Metal Nozzle Setup

Electrode Size - inch (mm)	.040 (1.0)	1/16 (1.6)	3/32 (2.4)	1/8 (3.2)	5/32 (4.0)	3/16 (4.8)	1/4 (6.4)	
1 Collet	—	57N46	57N47	57N48	57N49	57N50	57N51	
2 Gas Lens	—	49V23	49V24	49V25	49V26	49V27	49V28	
4 Metal Nozzle Adapter (required)	57N76	57N76	57N76	57N76	57N76	57N76	57N76	
Nozzle Size - size # (inch)	6 (3/8)		8 (1/2)		10 (5/8)		12 (3/4)	Short
5 Metal	—	—	—	—	57N78	—	—	—

*Not shown.



Consumables for A-150/W-250 Automation



Consumables for W-500 Automation



Weldcraft® W-125 Micro Series

Formerly WP-125 Series

Hand-Held Air-Cooled Service Parts/Consumables

Models		Braided Rubber		Vinyl	
Old Model	New Name	12.5 ft (3.8 m)	25 ft (7.6 m)	12.5 ft (3.8 m)	25 ft (7.6 m)
WP-125M	W-125 Medium Micro	WP-125M-12-R	WP-125M-25-R	WP-125M-12	WP-125M-25
WP-125L	W-125 Long Micro	WP-125L-12-R	WP-125L-25-R	WP-125L-12	WP-125L-25

M= Medium (3.5 in.) L = Long (5 in.)
 Torch packages include torch body, handle, power cable, gas hose, water hose, 45-degree nozzle, 45-degree 1/16 inch chuck, and collet body wrench.

Torch Bodies		Handles	
W-125 Medium	WP-125M	Knurled	53N06
W-125 Long	WP-125L	Ribbed	53N06R

Power Cables and Hoses

	Vinyl		Braided	
	12.5 ft (3.8 m)	25 ft (7.6 m)	12.5 ft (3.8 m)	25 ft (7.6 m)
Power Cable	45V03HD	45V04HD	45V03RR	45V04RR
Water Hose*	45V07HD	45V08HD	45V07RBB	45V08RBB
Gas Hose*	45V09	45V10	45V09R	45V10R

*Requires hose clamp 53N04

#AK125C Accessory Kit

Includes one of each size (180°, 45°, 90°, 90° short) glass nozzle, and one of each size (.040, 1/16 inch) of the following: 180-degree chuck, 45-degree chuck, 90-degree chuck, and 7-inch 2% ceriated tungsten electrode.



Weldcraft Boot Insulators

W-125M #125S35 3.5 in. (88.9 mm)
 W-125L #125S50 5 in. (127 mm)

Cable Covers

#WC-3-22 22 ft. (6.7 m)
 Extension Kit
 #EK-1-25-R 25 ft. (7.6 m), rubber



Consumables

45° Non-Gas Lens

Electrode Size - inch (mm)	.040 (1.0)	1/16 (1.6)	3/32 (2.4)
1 Chuck 45°	125C40-45	125C116-45	125C332-45
2 Glass Nozzle 45°	125N45	125N45	125N45
* Quartz Nozzle 45°	125N45Q	125N45Q	125N45Q

90° Non-Gas Lens

3 Chuck 90°	125C40-90	125C116-90	125C332-90
4 Glass Nozzle 90°	125N90	125N90	125N90
* Quartz Nozzle 90°	125N90Q	125N90Q	125N90Q
5 Glass Nozzle 90° Short	125N90S	125N90S	125N90S
* Quartz Nozzle 90° Short	125N90SQ	125N90SQ	125N90SQ

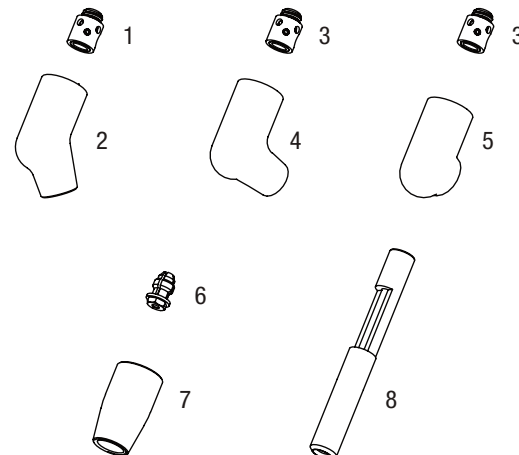
180° Non-Gas Lens

6 Chuck 180°	50C40	125C116	—
7 Glass Nozzle 180°	125N180	125N180	—
* Quartz Nozzle 180°	125N180Q	125N180Q	—

Chuck Wrench

8 53N20


*Not shown.



Weldcraft® TIG Torch Accessories

GL Kits (Gas Lens Kits)

Gas lenses improve the gas coverage of the tungsten during the TIG welding process. They can save you time and money by increasing your weld quality while using less gas. GL Kits provide three different-sized gas lenses and consumables in each kit to work with a variety of different applications.



301876
Weldcraft Gas Lens Accessory Kit for Air-Cooled torches For use with A150 and A200 torches



30187
Weldcraft Gas Lens Accessory Kit for Water-Cooled Torches For use with W250 and W280 torches



AK3GL
For A-150, A-200 and A-250. Includes one short back cap, one of each size (#6, #7, #8) alumina nozzle, and one of each size (1/16, 3/32, 1/8 inch) of the following: gas lens, collet, and 7-inch 2% ceriated tungsten electrode.



AK4GL
For W-200, W-225, W-250, W-280 and W-375. Includes one short back cap, one of each size (#6, #7, #8) alumina nozzle, and one of each size (1/16, 3/32, 1/8 inch) of the following: gas lens, collet, and 7-inch 2% ceriated tungsten electrode.



AK4C
For W-250 Series, W-280 Super Cool, W-375 Super Cool and W-410. Includes one long back cap, one of each size (#5, #6, #7) alumina nozzle, and one of each size (1/16, 3/32, 1/8 inch) of the following: collet, collet body, and 7-inch 2% ceriated tungsten electrode.



AK18C
For W-400 Super Cool. Includes one short back cap, one of each size (#6, #7, #8) alumina nozzle, one of each size (3/32, 1/8 HD, 5/32 HD) collet, one of each size (.020-1/8 inch, 1/8-3/16 inch) collet body, and one of each size (3/32, 1/8, 5/32 inch) 7-inch 2% ceriated tungsten electrode.



AK125C
For W-125 Micro Series. Includes one of each size (180°, 45°, 90°, 90° short) glass nozzle, and one of each size (.040, 1/16 inch) of the following: 180-degree chuck, 45-degree chuck, 90-degree chuck, and 7-inch 2% ceriated tungsten electrode.

AK Kits (Accessory Kits)

AK consumables kits provide a set of different consumables for Weldcraft torches to tackle a variety of different applications. Kits include nozzles, collets, collet bodies, tungsten and back caps.



AK1C
For A-125 Series. Includes one long back cap, one of each size (#4, #5, #6) alumina nozzle, and one of each size (.040, 1/16 inch) of the following: collet, collet body, and 7-inch 2% ceriated tungsten electrode.



AK2C
For A-150 Series. Includes one short back cap, one of each size (#4, #5, #6) alumina nozzle, and one of each size (.040, 1/16, 3/32 inch) of the following: collet, collet body, and 7-inch 2% ceriated tungsten electrode.



AK3C
For A-200 Series, A-250 Series and W-350 Series. Includes one short back cap, one of each size (#5, #6, #8) alumina nozzle, and one of each size (1/16, 3/32, 1/8 inch) of the following: collet, collet body, and 7-inch 2% ceriated tungsten electrode.



AK-150MFC
For A-125 Series, A-150 Series and A-150 Modular Series. Allows welding operators to customize their standard A-150 (WP-17) or A-125 (WP-9) TIG torch for their specific application. Kit converts into 28 different torch styles while using the A-150 and A-125 existing cable. Features collets, collet bodies, nozzles, torch heads, handle and more.



AK-225MFC
For W-225 Modular. Includes five additional torch heads, collets, collet bodies, nozzles, handle and more.



MAK-2S
For W-350 Series. Includes one short and one long back cap, four back cap o-rings, two cup gaskets, one gas lens insulator, and one of each size (.040, 1/16, 3/32, 1/8 inch) gas lens. Also includes the following: ten collets (1) .040, (3) 1/16, (3) 3/32, (2) 1/8, (1) 5/32; and eight collet bodies (1) .040, (2) 1/16, (2) 3/32, (2) 1/8, (1) 5/32.



Weldcraft® TIG Torch Accessories

Tungsten for the most demanding TIG welding applications!

Available in four types and industry-standard diameters, our line of Weldcraft® tungsten electrodes has undergone rigorous testing to ensure the highest quality and durability. Color-coded packages include ten 7-inch (175 mm) tungsten electrodes.

Note: Refer to manufacturer SDS sheets for proper preparation and safety. Use proper ventilation/capture during preparation. Refer to manufacturer warning regarding ventilation.



Type	Diameter (in. (mm))	Part #
2% Ceriated (EWCe-2)		
Performs well in DC welding and arc starting at low-current settings, and offers excellent performance in AC processes.	0.040 (1.0)	WC040X7
	1/16 (1.6)	WC116X7
	3/32 (2.4)	WC332X7
	1/8 (3.2)	WC018X7
	5/32 (4.0)	WC532X7

Type	Diameter (in. (mm))	Part #
2% Lanthanated (EWLa-2)		
Provides excellent arc starting, arc stability and re-ignition, and less tip erosion in AC or DC welding. Can substitute for 2% Thoriated.	0.040 (1.0)	WL2040X7
	1/16 (1.6)	WL2116X7
	3/32 (2.4)	WL2332X7
	1/8 (3.2)	WL2018X7
	5/32 (4.0)	WL2532X7


Type	Diameter (in. (mm))	Part #
Pure (EWP)		
Forms a clean, balled end when heated and provides good arc stability for AC welding with a balanced or unbalanced square wave or sine wave.	0.040 (1.0)	—
	1/16 (1.6)	WP116X7
	3/32 (2.4)	WP332X7
	1/8 (3.2)	WP018X7
	5/32 (4.0)	—

Type	Diameter (in. (mm))	Part #
Rare Earth (EWG)		
Performs well in DC welding and arc starting at low-current settings, and offers excellent performance in AC processes.	0.040 (1.0)	—
	1/16 (1.6)	WG116X7
	3/32 (2.4)	WG332X7
	1/8 (3.2)	WG018X7
	5/32 (4.0)	—

Quick Connects



QRG
Allows for quick connection and removal of torch shielding gas hoses.



QRW
Allows for quick connection and removal of torch coolant hoses.

Cable Covers



- WC-3-10** 10 ft. (3 m)
- WC-3-22** 22 ft. (6.7 m)
- WC-3-48** 48 ft. (14.6 m)

Cable covers protect the welding cables from the day-to-day wear and tear of common welding environments. Available in 10-foot, 22-foot, and 48-foot lengths, these covers can help prevent the frequent replacement of expensive welding cable.

Remote Controls



RCC-14 (14-pin plug) **151086**
RCC-6M (6-pin plug) **301118**
East/west rotary-motion fingertip current/contactor controls.



RCCS-14 (14-pin plug) **043688**
RCCS-6M (6-pin plug) **195503**
North/south rotary-motion fingertip current/contactor controls.



RPBS-14 (14-pin plug) **300666**
Remote on/off control.



RMS-14 (14-pin plug) **187208**
RMS-6M (6-pin plug) **195269**
Momentary-contact switch for contactor controls.



RMLS-14 (14-pin plug) **129337**
Momentary- and maintained-contact rocker switch for contactor control.



Wireless Remote Foot Control (14-pin plug) **301580**
Foot pedal current/contactor controls.




Miniature hand current/contactor controls.
RHC-14 (14-pin plug) **242211020**
20 ft. (6 m) cord with plug
242211100
100 ft. (30.5 m) cord with plug



RFCS-14 HD (14-pin plug) **301589** 20 ft. (6 m) cord with plug
RFCS-6M HD (6-pin plug) **301587** 13.25 ft. (4 m) cord with plug
301588 20 ft. (6 m) cord with plug
For Maxstar 161 STL/STH.
301589 (RFCS-14 HD)
300432 (RFCS-RJ45)
Heavy-duty foot pedal current/contactor control provides increased stability and durability from larger base and heavier cord.

OptX™ Wire Feeder Accessories

Part #	Description	Quantity
301808	Conduit, Wire, Aluminum 0.047" (1.2mm), 11' Length	1
301809	Conduit, Wire, Steel 0.045" (1.2mm), 11' Length	1
301795	Liner, OptX™ Aluminum 0.047" (1.2mm), 11' Length	1
301796	Liner, OptX™ Steel 0.045" (1.2mm), 11' Length	1
301834	Conduit, Wire, Steel 1/16" (1.6mm), 11' Length	1
301835	Conduit, Wire, Aluminum 1/16" (1.6mm), 11' Length	1
301836	Liner, OptX™ Steel 1/16" (1.6mm), 11' Length	1
301837	Liner, OptX™ Aluminum 1/16" (1.6mm), 11' Length	1
301827	Kit, OptX™ Conversion, Steel 1/16" (1.6mm)	1
301828	Kit, OptX™ Conversion, Aluminum 1/16" (1.6mm)	1
301844	Kit, Drive Roll, 1/16" U-Groove, 4 Roll	1
301825	Kit, Drive Roll, .045" V-Groove, 4 Roll	1
301826	Kit, Drive Roll, .047" U-Groove, 4 Roll	1
301843	Kit, Drive Roll, 1/16" V-Groove, 4 Roll	1



310808



310809



301795

OptX™ Nozzles

Procedure	Part #	Description	Quantity
Cleaning	301819	Nozzle, OptX™, Cleaning, Outside Corner	1
	301820	Nozzle, OptX™, Cleaning, 1-Point	1
	301821	Nozzle, OptX™, Cleaning, 2-Point	1
	301833	OptX™ Cleaning Nozzle Kit, 3 Pack	1
Welding	301811	Nozzle, OptX™, Welding, Conical	1
	301812	Nozzle, OptX™, Welding, 1-Point	1
	301813	Nozzle, OptX™, Welding, 2-Point 6mm	1
	301814	Nozzle, OptX™, Welding, 2-Point 9mm	1
	301815	Nozzle, OptX™, Welding, Wire Feed	1
	301832	OptX™ Welding Nozzle Kit, 5 Pack	1



301819



301820



301821



301811



301812



301813



301814



301815



OptX™ Torch Accessories

Item	Part #	Description	Quantity
	301822	Contact Tip, .045"-.047"(1.2mm), AL and STL, 10pcs	1
	301845	Contact Tip, 1/16" (1.6mm), AL and STL, 10pcs	1
	301798	Cover, Protective Laser Torch, OptX™	1
	301823	Protective Window, OptX™, 5pcs	1
	301802	Lens, Focus Assy, OptX™	1
	301794	Tool, Focus lens Installation, OptX™	1
	296578	Collet Chuck Assy	1
Extenders	301816	Nozzle Extension, Aluminum Focus (7mm)	1
	301817	Nozzle Extension, Steel Focus (10mm)	1
	301818	Nozzle Tube, 58mm	1
	301806	OptX™ Wire Delivery Guide Attachment	1
	301807	OptX™ Wire Delivery Guide, Adapter, Conduit to Attachment	1
	301803	Cradle, OptX™ Torch	1
	301799	OptX™ Nozzle Protective Cap	1



301822



301823



301802



301794



301816



301817



301818



301806



301807



301803

OptX™ Service Parts

Part #	Service Level 1	Quantity
296488	Welding Helmet, OptX™, Replacement Window	1
296575	Laser Torch, OptX™ 2kW Service Kit	1
296162	Clamp, Work Sense, 32' Length	1
296576	Cable Cover, OptX™ Torch, 32' Length	1
296579	Gas Hose, Weld, OptX™ Torch, 32' Length	1
296582	Cable Assy, Signal 12-Pin, OptX™ Torch, 32' Length	1
301810	Cable, Ethernet CAT 6, 10' Length	1



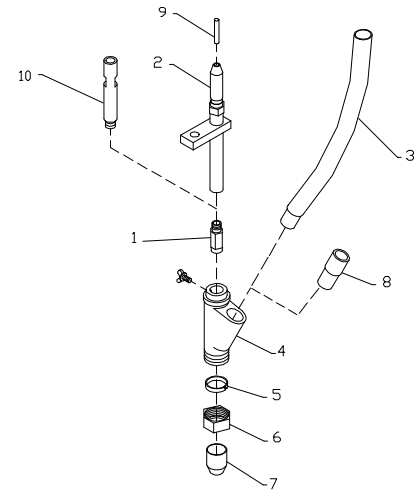
296162



310810

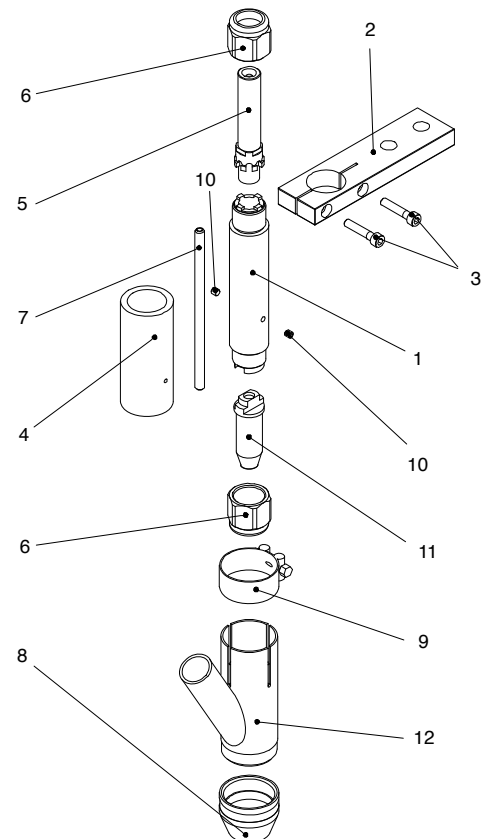
OBT 600 Amp Torch

Item #	Part #	Description
1	192700	Tip, Contact 1/16 in. (optional)
1	192701	Contact 5/64 in. (optional)
1	192702	Contact 3/32 in. (optional)
1	192703	Contact 7/64 in. (optional)
1	192704	Contact 1/8 in. (optional)
1	192705	Contact 5/32 in. (optional)
1	192706	Contact 3/16 in. (optional)
2	192692	Torch Body
3	192694	Hose, Flux w/insulator
4	192693	Cone Assy, Body
5	192695	Ferrule, Locking
6	192697	Nut, Retaining
7	192696	Cone, Flux
8	200566	Adapter, Hose
9	193146	Liner, Wire 1/16 - 1/8 x 8.125 (Wire size 3/16 does not require a liner)
9	193145	Liner, Wire 5/32 x 8.125 (Wire size 3/16 does not require a liner)
10	043967	Extension Torch Body Obt-1 inch (optional)
10	043969	Extension Torch Body Obt-2 inch (optional)
10	043973	Extension Torch Body Obt-4 inch (optional)
10	043975	Extension Torch Body Obt-6 in (optional)



1200 Amp Single-Wire Torch Consumables

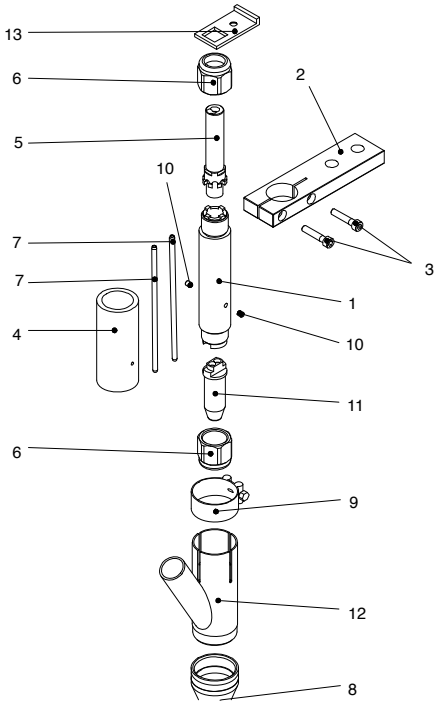
Item #	Part #	Description
	301141 (043900)	Short, 11.3 in. (288 mm) 1200 Amp torch for 1/16-5/32in. (1.6-4.0mm) wire
1	266660	Torch body
2	266662	Power source connector
3	266665	Screw, HSHC, M6x30
4	266663	Torch body insulator
5	266666	Wire feeder connector
6	264580 ¹	Nut
7	264581 ¹	Wire liner, 286 mm
8	264586 ¹	Flux nozzle, D.26
9	266667	Clamp, D.40
10	266668	Nut, M5 X 5
11	264590 ²	Tip, contact single wire 1/16 in. (1.6 mm) CuCrZr
11	264591 ²	Tip, contact single wire 5/64 in. (2.0 mm) CuCrZr
11	264587 ¹	Tip, contact single wire 3/32 in. (2.4 mm) CuCrZr
11	264593 ²	Tip, contact single wire 1/8 in. (3.2 mm) CuCrZr
11	264594 ²	Tip, contact single wire 5/32 in. (4.0 mm) CuCrZr
12	264589 ¹	Flux conveyor



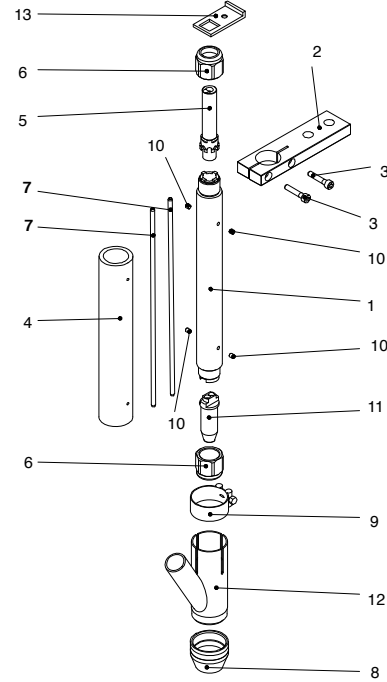


1200 Amp Twin-Wire Torch

Item #	Part #	Description
	301143 (301144)	Short, 11.3 in. (288 mm) 1200 Amp torch for 3/64–3/32 in. (1.2–2.4 mm) wire
1	266660	Torch Body
2	266662	Power Source Connector
3	266665	Screw, HSHC, M6 X 30
4	266663	Torch Body Insulator
5	266669	Wire Feeder Connector
6	264580 ¹	Nut
7	264584 ¹	Wire Liner, D. 5 X 3 146 mm
8	264586 ¹	Flux Nozzle, D.26
9	266667	Clamp, D.40
10	266668 ¹	Nut, M5 X 5
11	264595 ²	Tip, Contact Twin Wire 3/64 in. (1.2 mm) CuCrZr
11	264596 ²	Tip, Contact Twin Wire 1/16 in. (1.6 mm) CuCrZr
11	264597 ²	Tip, Contact Twin Wire 5/64 in. (2.0 mm) CuCrZr
11	264588 ¹	Tip, Contact Twin Wire 3/32 in. (2.4 mm)CuCrZr
12	264589 ¹	Flux Conveyor
13	266670	Alignment Plate



Item #	Part #	Description
	301444	Long, 16.8 in. (427 mm) 1200 Amp torch for 3/64–3/32 in. (1.2–2.4 mm) wire
1	266661	Torch Body
2	266662	Power Source Connector
3	266665	Screw, HSHC, M6 X 30
4	266664	Torch Body Insulator
5	266669	Wire Feeder Connector
6	264580 ¹	Nut
7	264585 ¹	Wire Liner, D. 5 X 3 287 mm
8	264586 ¹	Flux Nozzle, D.26
9	266667	Clamp, D.40
10	266668 ¹	Nut, M5 X 5
11	264595 ²	Tip, Contact Twin Wire 3/64 in. (1.2 mm) CuCrZr
11	264596 ²	Tip, Contact Twin Wire 1/16 in. (1.6 mm) CuCrZr
11	264597 ²	Tip, Contact Twin Wire 5/64 in. (2.0 mm) CuCrZr
11	264588 ¹	Tip, Contact Twin Wire 3/32 in. (2.4 mm)CuCrZr
12	264589 ¹	Flux Conveyor
13	266670	Alignment Plate



¹Recommended spare part. ²Optional

Hoses and Hose Fittings

WARNING: RMA-CGA Hose Standard specified R-grade hose must be used with acetylene only and T-grade hose with all fuel gases. Do not exceed the maximum working pressure listed for the hoses during oxy-fuel cutting, heating and welding.

Pressure Hoses

Stock No.	Description	Hose Grade	Gas Service	Length	I.D. Size	Hose Inlet Connection		Compatible with
						To Regulator	To Equipment	
RL1131	Twin-Hoses	R-Grade	Acetylene only	25 ft. (7.6 m)	1/4 in. (6 mm)	9/16 in-18 "B"	9/16 in-18 "B"	Smith Torch Series SC, DG, SW, CW, MW
RL935	Twin-Hoses	R-Grade	Acetylene only	20 ft. (6.1 m)	3/16 in. (5 mm)	9/16 in-18 "B"	9/16 in-18 "B"	Smith Torch Series SC, DG, CW, MW
RA921	Twin-Hoses	R-Grade	Acetylene only	12-1/2 ft. (3.8 m)	3/16 in. (5 mm)	9/16 in-18 "B"	3/8 in-24 "A"	Smith Torch AW1
RL921	Twin-Hoses	R-Grade	Acetylene only	12-1/2 ft. (3.8 m)	3/16 in. (5 mm)	9/16 in-18 "B"	9/16 in-18 "B"	Smith Torch Series SC, DG, CW, MW
RL121	Single Hose	R-Grade	Acetylene only	12-1/2 ft. (3.8 m)	3/16 in. (5 mm)	9/16 in-18 "B"	9/16 in-18 "B"	Smith Handi-Heat NE180
TRL1131	Twin-Hoses	T-Grade	All Gases	20 ft. (6.1 m)	1/4 in. (6 mm)	9/16 in-18 "B"	9/16 in-18 "B"	Smith Torch Series SC, DG, SW, CW, MW, AW10
14779-4-10	Twin-Hoses	Kevlar® Brazing	Acetylene only	10 ft. (3.1 m)	1/8 in. (3 mm)	9/16 in-18 "B"	3/8 in-24 "A"	Smith Torch AW1
7294-1	Single Hose	R-Grade Blk	Inert Gas	6 ft. (1.8 m)	1/4 in. (6 mm)	5/8 in-18 RH Male	5/8 in-18 RH Male	Flowgauges, Flowmeter Regulators
269815	Single Hose	Reinforced PVC Clear	Inert Gas	5 ft. (1.5 m)	3/16 in. (5 mm)	--	5/8 in-18 UNF Male	Flowgauge Regulator

Hose Fittings

Stock No.	Description	Gas Service	Male Thread	Female Thread	Hose Connection
Two-Hose Manifold					
NE135B	Manifold to 2 hoses	Oxygen	9/16 in-18 "B"	--	9/16 in-18 "B"
NE136B	Manifold to 2 hoses	Fuel gas	9/16 in-18 "B"	--	9/16 in-18 "B"
Hose Adapters					
14389	"B" regulators to "A" hose	Oxygen	3/8 in-24 RH	9/16 in-18 RH	--
14390	"B" regulators to "A" hose	Fuel Gas	3/8 in-24 LH	9/16 in-18 LH	--

Regulator Mount Check Valves and Flashback Arrestors

Stock No.	Description	Gas Service	Inlet Connection	Outlet Connection
H698	Reverse-flow Check Valves	Oxygen and Fuel	9/16"-18 LH and RH Internal	9/16"-18 LH and RH External
H753	Flashback Arrestors	Oxygen and Fuel	9/16"-18 LH and RH Internal	9/16"-18 LH and RH External

Gas Service	Max Regulator Setting
Oxygen	150 psig
Acetylene	15 psig
Alternate Fuel Gases - Propane, Natural Gas & all others	40 psig



RL1131



RL121



RL935



TRL1131



14779-4-10



7294-1



NE135B



NE136B



14389



H698



H753



Fixed-Flow Adapters

Designed for operations requiring fixed inert gas flows. Ideal for directly connecting to pipeline outlet but can be installed on regulator outlet too. See spec sheet #GE/31.0 at millerwelds.com on pressure setting (psig) for each adapter.

Stock No.	Description	Male Thread	Female Thread	Orifice Diameter
H1400-20	20 SCFH Flow Adapter	1/4 in NPT	5/8 in-18 UNF	0.026
H1400-30	30 SCFH Flow Adapter	1/4 in NPT	5/8 in-18 UNF	0.032
H1400-40	40 SCFH Flow Adapter	1/4 in NPT	5/8 in-18 UNF	0.037
H1400-50	50 SCFH Flow Adapter	1/4 in NPT	5/8 in-18 UNF	0.042



H1400-20

Fixed-Flow Surge Protectors

Designed to eliminate sudden surges of shielding gas into the wire feeder. Ideal for directly connecting to the welder or wire feeder. See spec sheet #GE/31.0 at millerwelds.com on pressure setting (psig) for each surge protector.

Stock No.	Description	Male Thread	Female Thread	Orifice Diameter
15001-20	20 SCFH Surge Protector	5/8 in-18 UNF	5/8 in-18 UNF	0.026
15001-40	40 SCFH Surge Protector	5/8 in-18 UNF	5/8 in-18 UNF	0.032
15001-30	30 SCFH Surge Protector	5/8 in-18 UNF	5/8 in-18 UNF	0.037



15001-30

Gauges

Pressure gauges (PSI/Bar) and Flow gauges (SCFH/LPM) have dual scale readings with large fonts. Gauges have 1-inch stem with 1/4-inch (6 mm) NPT seal at the bottom.

Stock No.	Description	Pressure Calibration	Diameter	Compatible with Regulators
GA026-07	Brass Case, Red Zone	30 psig / 2 bar	2.5 inch (64 mm)	Series 40 Acetylene
GA029-07	Brass Case	60 psig / 4 bar	2.5 inch (64 mm)	Series 40 Alternate Fuel
GA033-07	Brass Case	200 psig / 14 bar	2.5 inch (64 mm)	Series 40 Oxygen
GA037-07	Brass Case	400 psig / 28 bar	2.5 inch (64 mm)	Series 40, 46 Oxygen
GA043-07	Brass Case	4000 psig / 280 bar	2.5 inch (64 mm)	Series 40, 16347
GA066-07	Stainless Steel Chrome	6000 psig	2.5 inch (64 mm)	SpecGas High Pressure
GA068-07	Stainless Steel Chrome	10000 psig	2.5 inch (64 mm)	SpecGas High Pressure
GA075-15	Black Steel, Back Mount	4000 psig / 280 bar	1.5 inch (38 mm)	Flowmeter Reg H2051
GA134-03	Black Steel, Red Zone	30 psig / 2 bar	2.0 inch (51 mm)	Series 30 Acet
GA135-03	Black Steel	60 psig / 4 bar	2.0 inch (51 mm)	Series 30 Alt Fuel
GA137-03	Black Steel	150 psig / 10 bar	2.0 inch (51 mm)	Series 30 Oxy/H2
GA138-03	Black Steel	400 psig / 28 bar	2.0 inch (51 mm)	Series 30 Fuel
GA139-03	Black Steel	4000 psig / 280 bar	2.0 inch (51 mm)	Series 22, 30, 31,35
GA140-03	Black Steel	200 psig / 14 bar	2.0 inch (51 mm)	Series 30
GA141-03	Black Steel	30 psig / 2 bar	2.0 inch (51 mm)	Series 30
GA142-03	Black Steel	600 psig / 41 bar	2.0 inch (51 mm)	Series 30 Purge
GA143-03	Black Steel	100 psig / 7 bar	2.0 inch (51 mm)	
GA145-03	Black Steel	6000 psig / 414 bar	2.0 inch (51 mm)	
16266	W/ Electronic Alarm	4000 psig / 280 bar	2.5 inch (64 mm)	16347-3



GA026-07



GA043-07



GA068-07



GA137-03



16266



GA136-03

Stock No.	Description	Flow	Diameter	Compatible with
GA136-03	Black Steel	25 lpm / scfh	2.0 inch (51 mm)	Flowgauge Reg

Repair Parts

Stock No.	Description	For Repair of Regulators
16070-1	Filter Seat Assembly, MD	Series 30, 22, 35
15811-2	Filtered Seat Assembly	SpecGas, Series 40
15001-30	30 SCFH Surge Protector	5/8 in-18 UNF



16070-1



15811-2

Repair Parts

"O" Ring Replacements

Stock No.	Use with Welding/Heating Tips/Cutting Assemblies
AW15	AW Series Welding Tips / AT Series Heating Tips / AC309 Cutting Assembly / NE180 Series Air-Acetylene Tips
MW15	MW Series Welding Tips / MT Series Heating Tips / DG109A, MC509, MC505 & CC509P Cutting Assemblies
LW15	SW Series Welding Tips / ST Series Heating Tips / DG209, DG205, DG200, SC209, SC205, SC200 Cutting Assemblies

NOTE: 25 per package.

Hand-Held Oxy-Fuel Torch Parts

Stock No.	Use with Torches
15772	DG900 & SC900 Series
SC100	DG100, 200 & 300 Series; SC100, 200,300 Series
H743	Torch Mount Oxy-Fuel Flashback Arrestor Set
H697	Torch Mount Oxy-Fuel Check Valve Set

Cutting Assembly Repair Kits

Stock No.	Use with Cutting Assemblies
SC101	Heavy Duty DG200 & SC Series
MC101	Medium Duty DG100 & MC Series

Oxy-Fuel Torch Valves and Adapters

Stock No.	Use with Torch Handles & Hand Cutting Torches (2 valves per kit)
LW17	WH100, MW5, MW5A, SW2, CW5A & AW10A
G729-5A	WH200, WH200A, SW1A, SW1B Series, 780 Series Machine Torch
AW11A	AW1A
LW14B-1	DG900, DG200, SC200, SC900 Series Hand Torches, 770 Series Machine Torches, SW1 Series Torch Handles

Stock No.	Use with Cutting Assemblies (2 valves per kit)
G690-8	MC509, CC509P, AC309, MC505
G900-41A	Use with All SC Series Hand and Machine Torches & Cutting Torch Assemblies SC900 Series, SC772A, SC782A, SC781A, SC780A, SC771, SC770, SC509, SC300 Series Torches, SC300 Series Torches, SC100 Series Torches, SC300 Cutting Assembly
15555	Use with All Heavy Duty Dual Guard Hand Torch & Cutting Assemblies DG900 Series, DG209 Cutting Assembly, DG205 Cutting Assembly, DG300 Series, DG200 Series, DG100 Series
15720-1	Use with DG109A Cutting Assembly - DG109A



15772



SC100



H743



H697



SC101



G729-5A
LW14B-1



LW17



AW11A



Cutting Tip Seat Graphite™ Packing Replacements	(1 Set Per Bag)
G691	"MC" Cutting Tips
G930	"SC" Cutting Tips



Torch Head
Replacement Nut
(Tip Nut)



Smith™ Accessories



Hard Hat™ Regulator Guards

HB190 Made from rugged steel with a bright yellow, baked-enamel finish. Fits Series 40TM regulators.

Note: Will not work with flow gauge regulators.




Gasaver

WDW100 For use with propylene **WDW101** For use with acetylene

WDW103 For use with low-pressure natural gas under four psi or hydrogen

WDW104 For use with propane or natural gas at four psi or above

WDW101 For use with acetylene



Note: NOT for use with cutting or multi-orifice heating tips (twin flame excluded).

H1400 Series

Fixed-Flow Adapters



Stock No.	FLOW (SCFH) AT 30 PSIG INLET PRESSURE							Orifice Diameter
	CO ₂	Air	Argon	Helium	Nitrogen	Hydrogen	Oxygen	
H1400-20	20	24	21	65	25	91	23	.026
H1400-30	30	37	32	100	38	140	35	.032
H1400-40	39	48	41	129	49	182	46	.037
H1400-50	50.5	62	53	167	63	234	59	.042

15001 Series

Surge Protectors



Stock No.	FLOW (SCFH) AT 30 PSIG INLET PRESSURE							Orifice Diameter
	CO ₂	Air	Argon	Helium	Nitrogen	Hydrogen	Oxygen	
15001-20	20	24	21	65	25	91	23	.026
15001-30	30	37	32	100	38	140	35	.032
15001-40	39	48	41	129	49	182	46	.037



N230
Cylinder Wrench

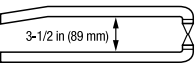


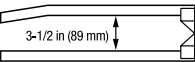

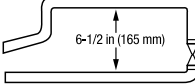


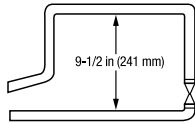


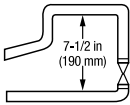


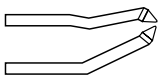


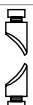


N250
Tip Cleaner (sharp point spiral)




16229
Adjustable Circle Cutting Guide
(cuts from 5/8 to 12 inch diameter holes — works with all SC- and MC-style cutting tips)

MSW and LMSW Series Tongs and Tips

TONGS	6 in (152 mm)	12 in (305 mm)	18 in (457 mm)	Tips
Standard 	040197	040198	040199	Standard 040211  Flat 040212 
MO Offset 	040200	040201	040202	MO Offset 040215 
TT-6 	—	040203	040204	Standard 040211  Flat 040212 
TT-9 	—	040205	040206	Standard 040211  Flat 040212 
G-7 	8 in (203 mm) 040207		Standard 040211  Flat 040212 	
FF 	8 in (203 mm) 040208		FF 040213 	
FH 	5 in (127 mm) 040209		FH 040214 	

For your added convenience, spot welder tongs and tips can be ordered through the Miller Service Parts business for use with the following models:

- MSW-41, MSW-41T, MSW-42, MSW-42T, LMSW-52 and LMSW-52T



Gyro Bail 041979
Supports the weight of the welder. Operates with boom and counterweight or from spring-loaded cable. Spot welds in any position.

Important Ordering Information

- To determine the correct tong reorder length, measure exposed tong length when installed in spot welder.
- Removed tongs measure 2 inches longer than the listed chart length. For correct reorder length, deduct 2 inches from the removed tong.
- One set of tips is supplied with each set of tongs.
- Maximum welding capabilities are obtained with minimum tong length.
- Tips are made of RWMA Class 2 Alloy.



PSW & SSW Series Tongs and Tips

TONGS	Description	6 in (152 mm)	12 in (305 mm)	18 in (457 mm)	Tips Included
	Standard 90° No. 1 MT No. 2 MT	040218 —	040219 —	040220 041001	040223 040308
	Standard 45° No. 1 MT No. 2 MT	— —	041004 —	041005 041001	040851 040225
	TT-6W No. 2 MT	—	—	041838	040308
	TT-9W No. 2 MT	—	—	041840	040308
	SW-12	—	071465	—	No. 1 Pointed 071466 Top Flat Threaded 071467 Bottom

For your added convenience, spot welder tongs and tips can now be ordered through the Miller Service Parts business for use with the following models:

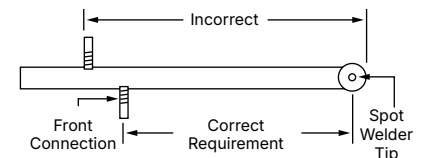
- PSW-1020 ATT and PSW-2020 ATT
- SSW-1020 ATT, SSW-2020 ATT and SSW-2040 ATT



TIPS	Description	Part #	Quantity	Where Used
	No. 1 MT (Pointed)	040223	2 tips	Standard 90° No. 1 Tongs
	No. 1 MT (Offset)	040224	2 tips	Standard 90° No. 1 Tongs
	No. 2 MT (Pointed)	040308	2 tips	Standard 90° No. 2 Tongs, TT-6W Tongs, TT-9W Tongs
	No. 1 MT (Offset)	040851	2 tips	Standard 45° No. 1 Tongs
	No. 1 MT (Offset)	040226	2 tips	Standard 90° No. 1 Tongs
	No. 1 MT (Offset)	040298	2 tips	Standard 90° No. 1 Tongs
	No. 2 MT (Offset)	040225	2 tips	Standard 45° No. 2 Tongs
	No. 1 MT (Pointed)	071466	1 tip for top tong	SW-12 Tongs
	Threaded (Flat)	071343	1 tip for bottom tong	SW-12 Tongs (Optional)
	Threaded (Flat)	071467	1 tip for bottom tong	SW-12 Tongs
	No. 1 MT (Flat Swivel Tip)	040216	2 tips	Standard 90° No. 1 Tongs
	Adapter (Adapts No. 1 Morse Taper Tip to No. 2 Receptacle)	040227	2 adapters	Standard 90° No. 2 Tongs, TT-6W Tongs (Top), TT-9W Tongs (Top)

Important Ordering Information

- To determine the correct tong reorder length, measure from the center of the spot weld tip back to the front water hose connection.



- Tongs and tips shown to the left can be used with all PSW and SSW model spot welders. Recommended maximum tong length is 18 in (457 mm). A limited group of special tongs are available, contact Miller Service Parts.

- Tong throat-height dimension for standard 90° and 45° tongs is 4-1/4 in (108 mm). Throat length is measured from the center of the spot tips to the front water hose connection on the tong.

- One set of tips is supplied with each set of tongs.
- Tips are made of RWMA Class 2 alloy.
- Maximum welding capabilities are obtained with minimum tong length.
- MT = Morse Taper
- No. 1 Morse Taper diameter = 1/2 inch
- No. 2 Morse Taper diameter = 5/8 inch



4-Pin Amp Plastic Connectors



048283 Kit (consists of)
081905 Receptacle
079535 Pins (Qty 5)

048284 Kit (consists of)
081906 Connector
079534 Sockets (Qty 5)

046958 Kit (consists of)
046080 Connector
079535 Pins (Qty 5)

Note: Strain relief clamp 079531 needs to be ordered separately with cord-mounted connections.



048282 Kit (consists of)
081560 Receptacle
079534 Sockets (Qty 5)

079878 Kit (consists of)
079532 Connector
079535 Pins (Qty 5)

080328 Kit (consists of)
079533 Connector
079534 Sockets (Qty 5)

Note: Strain relief clamp 079531 needs to be ordered separately with cord-mounted connections.

4-Pin Amphenol Metal Connectors



076624

073686

073688

Note: Pins are the solderable type and are pre-inserted into the receptacle. Strain relief clamp 039828 needs to be ordered separately w/cord-mounted connections.

5-Pin Amphenol Metal Connectors



035523

039273

052654

Note: Pins are the solderable type and are pre-inserted into the receptacle. Strain relief clamp 039685 needs to be ordered separately w/cord-mounted connections.

6-Pin Amphenol Metal Connectors



039825

039827

N/A

Note: Pins are the solderable type and are pre-inserted into the receptacle. Strain relief clamp 039828 needs to be ordered separately w/cord-mounted connections.



235429

217796

N/A

Note: For Maxstar 140 and 150's.

9-Pin Amp Plastic Connectors



170646 Receptacle
079535 Pins (Qty 5)

048380 Kit (consists of)
079705 Connector
079534 Sockets (Qty 10)

048306 Kit (consists of)
079707 Connector
079535 Pins (Qty 10)

Note: Strain relief clamp 079706 needs to be ordered separately with cord-mounted connections.

10-Pin Amphenol Metal Connectors



039718

039716

091380

Note: Pins are the solderable type and are pre-inserted into the receptacle. Strain relief clamp #073 332 needs to be ordered separately w/cord-mounted connections.



139268

146212

146213

Note: Pins are the solderable type and are pre-inserted into the receptacle. Strain relief clamp 073332 needs to be ordered separately w/cord-mounted connections.

10-Pin Amp Plastic Connectors



221777 Kit (consists of)
189238 Receptacle
134733 Sockets (Qty 10)

217292 Kit (consists of)
190294 Connector
134731 Pins (Qty 10)
134732 Pins (Qty 10)
079739 Clamp
143922 Clamp

222857 Kit (consists of)
207194 Connector
079534 Sockets (Qty 10)
141685 Sockets (Qty 10)
079739 Clamp
143922 Clamp

14-Pin Amphenol Plastic Connectors (Size 20)



143976 Kit (consists of)
134735 Receptacle
079534 Sockets (Qty 15)

141162 Kit (14-18 ga wire)
134734 Connector
134 731 Pins (Qty 15)
079739 Clamp
143922 Clamp

152369 Kit (consists of)
143424 Connector
079534 Sockets (Qty 15)
079739 Clamp
143922 Clamp

143976 Kit (consists of)
134735 Receptacle
079534 Sockets (Qty 15)

144310 Kit (20-24 ga wire)
134734 Connector
134732 Pins (Qty 15)
079739 Clamp
143922 Clamp

152568 Kit (consists of)
143424 Connector
141685 Sockets (Qty 15)
079739 Clamp
143922 Clamp

14-Pin Amphenol Plastic Connectors (Size 17)



047637 Kit (consists of)
048286 Receptacle
079534 Sockets (Qty 15)

047636 Kit (consists of)
048287 Connector
079535 Pins (Qty 15)

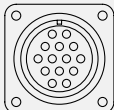
071892 Kit (consists of)
045349 Connector
079534 Sockets (Qty 15)

Note: Strain relief clamp 079739 needs to be ordered separately with cord-mounted connections.



14-Pin Amphenol Metal Connectors

Panel-Mounted Female



086022 Receptacle

Cord-Mounted Male



136961 Kit (consists of)
094481 Connector
116964 Clamp

Cord-Mounted Female

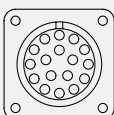


136960 Kit (consists of)
137301 Connector
116964 Clamp

Note: Pins are the solderable type and are pre-inserted into the receptacle.

17-Pin Amphenol Metal Connectors

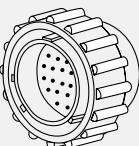
Panel-Mounted Female
097869



Note: Pins are the solderable type and are pre-inserted into the receptacle. Strain relief clamp 073296 needs to be ordered separately w/cord-mounted connections.


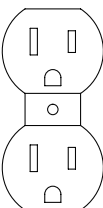
28-Pin Amphenol Plastic Connector (Size-17)

Panel-Mounted Female
218715



Connector Bodies, Plugs and Receptacles

15A, 125V
Panel-Mounted Female
604176



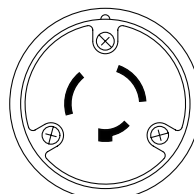
15A, 125V
Cord-Mounted Male
073690



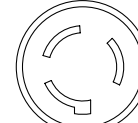
15A, 125V
Cord-Mounted Female
124150



15A, 125V
Panel-Mounted Female
032897

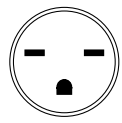
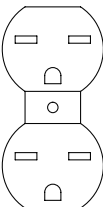


20A, 125V
Cord-Mounted Male
605797

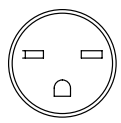


20A, 125V
Cord-Mounted Female
080280

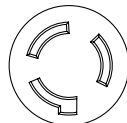
15A, 250V
Panel-Mounted Female
604103




15A, 250V
Cord-Mounted Male
025234



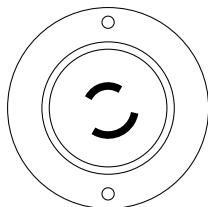
15A, 250V
Cord-Mounted Female
603029



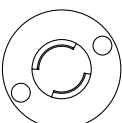
20A, 250V
Panel-Mounted Female
039607



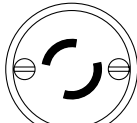
50A, 125/250V
Cord-Mounted Male
119172



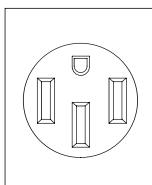
20A, 250V
Panel-Mounted Male
141840



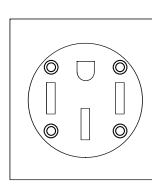
20A, 250V
Cord-Mounted Female
039635



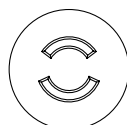
20A, 250V
Cord-Mounted Male
039618



50A, 125/250V
Flanged-Mounted Female
164704 117512



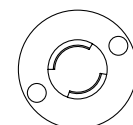
50A, 125/250V
Panel-Mounted Female
182954



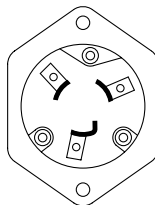
20A, 250V
Panel-Mounted Female
039602



20A, 250V
Cord-Mounted Male
039618



20A, 250V
Cord-Mounted Female
039635



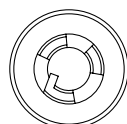
15A
Panel-Mounted Male
056665



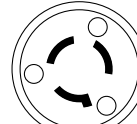
15A, 277V
Cord-Mounted Male
039687



15A, 277V
Cord-Mounted Female
056442



15A, 277V
Panel-Mounted Female
039686



15A, 250V
Cord-Mounted Male
035494



15A, 250V
Cord-Mounted Female
035492



15A, 125V
Panel-Mounted Female
035493



15A, 125V
Cord-Mounted Male
032898



15A, 125V
Cord-Mounted Female
035243

Cable Connectors

Cam-Lok Twistlock Receptacles/Connectors

Item #	Part #	Description	Color	Cable Capacity
1	039628	Receptacle, Insul. (Female)	Black	No. 2/0 - 3/0 (25 - 70 mm)
	039638	Receptacle, Insul. (Female)	Black	No. 3/0 - 4/0 (70 - 95 mm)
2	056271	Receptacle, Uninsul. (Male)	Black	—
		Connectors		
3	039633¹	Connector, Insul. Set Scr. (In-Line Female)	Red	No. 1/0 - 3/0 (50 - 70 mm)
4	039629	Connector, Insul. Set Scr. (Male)	Red	No. 2 - 1/0 (35 - 50 mm)
	039630	Connector, Insul. Set Scr. (Male)	Red	No. 1/0 - 3/0 (50 - 70 mm)
	039639	Connector, Insul. Set Scr. (Male)	Red	No. 3/0 - 4/0 (70 - 95 mm)

¹For In-Line Connections, use with 039629 or 039630.

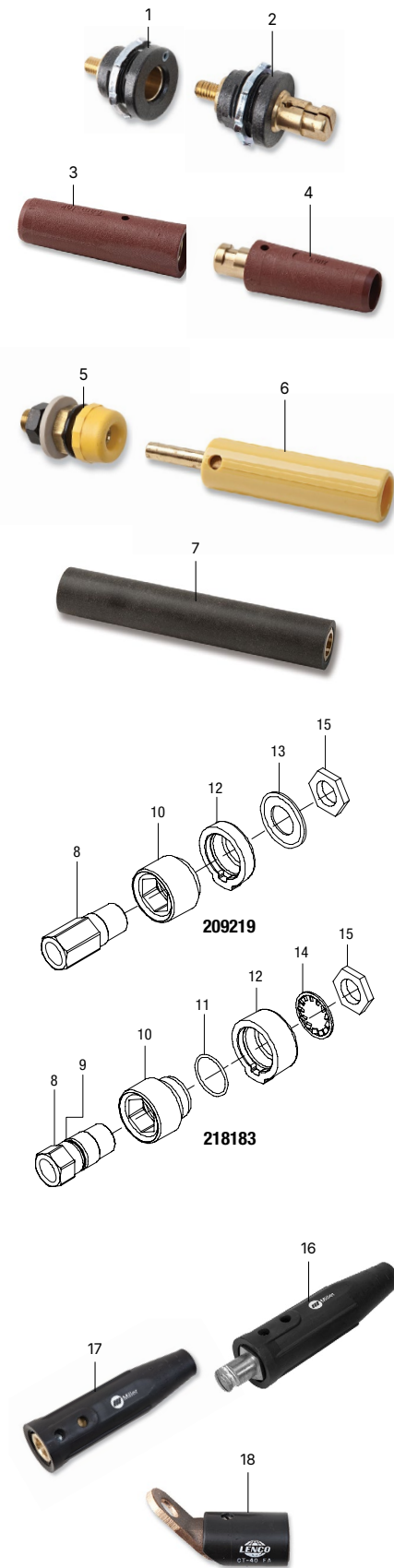
Miller Receptacles/Connectors (Jack Plugs)

Item #	Part #	Description	Color	Cable Capacity
5	039801	Receptacle, Insulated (Female)	Black	—
	039800	Receptacle, Insulated (Female)	Red	—
	057608	Receptacle, Insulated (Female)	Yellow	—
		Plugs		
6	039901	Plug, Insulated (Male)	Black	No. 1-4
	039608	Plug, Insulated (Male)	Red	No. 1-4
	039878	Plug, Insulated (Male)	Yellow	No. 1-4
		Connectors		
7	039611²	Connector, Insulated (Female)	Black	No. 1-4

²For In-Line Connections (Quick-Connect).

Tweco-Style Twistlock Receptacles/Connectors

Item #	Part #	Part #	Description
	209219	218183	Receptacle Assembly (Female)
8	208431	209473	Receptacle, Brass (Female)
9	—	186228	O-Ring, 0.739 ID x 0.070 H
10	—	185712	Insulator, bulkhead front
11	—	185718	O-Ring, 0.989 ID x 0.070 H
12	—	185713	Insulator, bulkhead rear
13	229338	—	Washer, domed load .812 ID x 1.450 OD x .070 THK
14	—	185714	Tooth washer, 1 mm intern
15	185717	185717	Nut, M20-1.5 1.00 Hex .19 H BRS locking
			Connectors
16	191981	191981	Connector, Insulated (Male), No. 4 - 1/0 - 2/0 (25 - 50 mm)
17	218677	218677	Connector, Insulated (Female), No. 4 - 1/0 - 2/0 (25 - 50 mm)
			Adapters
18	218678	218678	Adapter, Threaded Stud to Tweco (stud hole dia. 5/8 in)
	242250	242250	Connector, TW LK Insulated Male (Tweco-Lenco Type) HD 3/0-4/0
	242251	242251	Connector, TW LK Insulated Female (Tweco-Lenco Type) HD 3/0-4/0

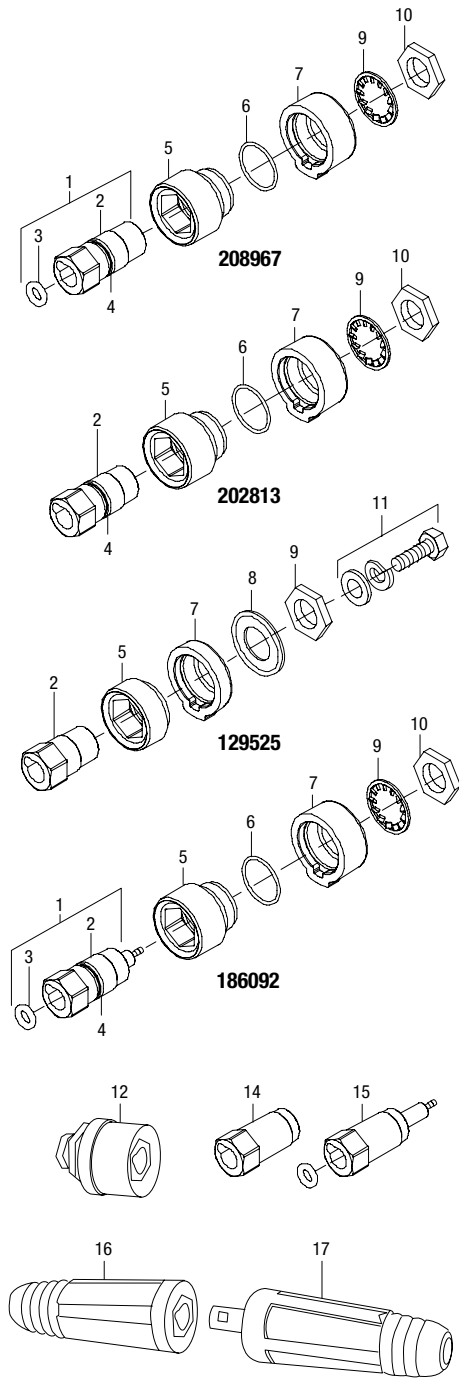




Cable Connectors

Dinse™ Twistlock Receptacles (50/70 Series)

Item #	Part #	Part #	Part #	Part #	Description
	208967	202813	129525	186092	Receptacle Assembly (Female)
1	208968	—	—	202811	Receptacle, Brass with O-ring (Female) (consists of items 2 and 3)
2	185711	202553	210752	202554	Receptacle, Brass (Female)
3	185710	—	—	185710	O-Ring, 0.296 ID x 0.139 H Silicone
4	186228	186228	—	186228	O-Ring, 0.739 ID x 0.070 H
5	185712	185712	208760	185712	Insulator, bulkhead front
6	185718	185718	—	185718	O-Ring, 0.989 ID x 0.070 H
7	185713	185713	208430	185713	Insulator, bulkhead rear
8	—	—	229338	—	Washer, domed load .812 ID x 1.450 OD x .070 THK
9	185714	185714	—	185714	Tooth washer, 1 mm intern
10	185717	185717	185717	185717	Nut, M20-1.5 1.00 Hex .19 H BRS locking
11	—	—	229333	—	Screw, M10-1.5x 20 Hex HD-PLN 8.8 PLD SEMS



Dinse™ Twistlock Receptacles/Connectors

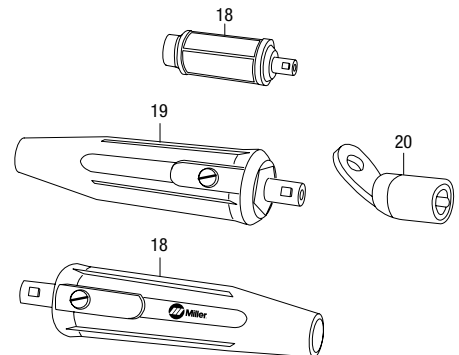
Item #	Part #	Series	Description	Cable Capacity/Thread Size
12	127837	25	Receptacle, Insulated (Female)	—
13	143419	50	Receptacle, Insulated (Male)	—
14	208698	25	Receptacle, Brass Power Pos. (Female)	—
15	208699	25	Receptacle, Brass Power/Gas Neg. (Female) with O-Ring #188 380 (.174 ID x .103 H)	—
Connectors				
16	127835	25	Connector, Insulated (Female)	No. 3 – No. 4
	129526	50	Connector, Insulated (Female)	No. 2 – 1/0 (35 – 50 mm)
	136600	70	Connector, Insulated (Female)	No. 1/0 – 3/0 (50 – 70 mm)
	138180	95	Connector, Insulated (Female)	No. 3/0 – 4/0 (70 – 95 mm)
17	263801	25	Connector, Insulated (Male)	No. 3 – No. 4
	129527	50	Connector, Insulated (Male)	No. 2 – 1/0 (35 – 50 mm)
	134460	70	Connector, Insulated (Male)	No. 1/0 – 3/0 (50 – 70 mm)
	241354	95	Connector, Insulated (Male)	No. 3/0 – 4/0 (70 – 95 mm)
18	273483	25	Connector, Insulated (Male) Flow-Thru	3/8-24R
19	194722	50	Connector, Insulated (Male) Flow-Thru 125/150 A	3/8-24R
	194723	50	Connector, Insulated (Male) Flow-Thru 200 A	7/8-14R
Adapters				
20	232728	50/70	Adapter, Threaded Stud to Dinse (stud hole dia. 1/2 in)	
21	145739		Sleeve, clamping	

Spectrum Connectors

Item #	Part #	Description
	263801	Connector, TW LK Insulated Male (Tweco-Lenco Type) SK 10-25

Maxstar® 700/Dynasty® 700 Connectors

Item #	Part #	Description
	225029	Connection Kit, Thread Lock Double Dry
Adapters		
	225028	Adapter, Torch-Thread Lock Water (7/8 LHT)



Electrode Holders

Part #	Amperage Capacity	Electrode Capacity	Cable Capacity	Length	Weight
PA532	200	5/32 in (4.0 mm)	No. 2/0 (70 mm)	8-1/2 in (215 mm)	15 oz (415 g)
PA316	250	3/16 in (4.8 mm)	No. 2/0 (70 mm)	9-1/4 in (235 mm)	16 oz (450 g)
PA732	300	7/32 in (5.6 mm)	No. 2/0 (70 mm)	10 in (250 mm)	19 oz (530 g)
PA14HD	400	1/4 in (6.4 mm)	No. 4/0 (105 mm)	11 in (280 mm)	23 oz (650 g)

Electrode complete - no insulator replacements available

Features include:

- Ergonomic — High lever design for greater grip and hand clearance
- Lightweight and easy-to-use
- Fully insulated, high-strength springs for excellent gripping power
- Heavy-duty, shock-proof nylon handle
- Grooved jaw design insures firm electrode grip
- High-impact, high-temperature fiberglass tip insulators
- Professional series features high copper alloy tongs, utility series features brass tongs
- Holders supplied with allen wrench and cable connections ferrule assuring efficient connections

PA532



PA316
PA14HD



PA532,
PA316,
PA732



PA14HD



Work Clamps

Part #	Amperage Capacity	Electrode Capacity*	Cable Capacity	Length	Weight
257796	200	1-1/2 in (40 mm)	No. 6-4 (10-16 mm)	7 in (175 mm)	7 oz (199 g)
EG300 (EG500)	300	2 in (50 mm)	No. 2-1 (25-35 mm)	8 in (200 mm)	14 oz (390 g)
EG500	500	2 in (50 mm)	No. 1/0-4/0 (50-105 mm)	10 in (245 mm)	17 oz (490 g)
PGC200	200	1 in (25 mm)	No. 1-1/0 (35-50 mm)	6 in (150 mm)	16 oz (445 g)
PGC300	300	1-1/2 in (40 mm)	No. 1/0-3/0 (50-95 mm)	8 in (200 mm)	25 oz (715 g)
203988	180	1-1/2 in (40 mm)	2 in (25 mm)	7 in (175 mm)	9 oz (255 g)
213619	300	2 in (50 mm)	1/0 (50 mm)	8 in (200 mm)	13 oz (368 g)
208820	200	1-1/2 in (40 mm)	No. 4	6 in	5 oz (142 g)
233452	300	2 in (50 mm)	No. 4-2	8 in	10 oz (290 g)
257796	200	2 in (50 mm)	No. 6	6-1/4 in	6 oz (168 g)
236860**	600	2 in (50 mm)	No. 3/0-4/0 (70-95 mm)	6-1/4 in	6 oz (168 g)

* Jaw Distance **Sold with cable assembly

EG Series — Steel Work Clamps

- Zinc plated
- Large hex screw cable connection assures safe cable connection every time
- Pure copper braided shunts on EG500 allows both jaws to carry welding current

PGC Series — Copper Alloy

- Contoured handle lever for easy jaw opening
- Strong gripping power
- Large contact area assures positive grounding
- Fully insulated spring
- Conductor body holds the cable securely
- Large hex screw cable connection assures safe cable connection every time



EG500



PGC300



257796

213619



010368




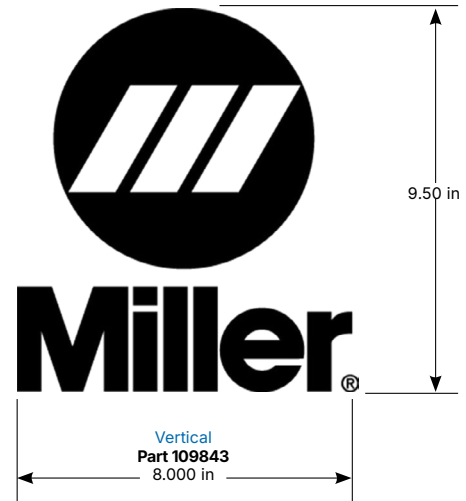

203988



Miller/Hobart Replacement Labels

Part #	Description	Format	Height	Width	Color
124462	Miller	Horizontal	1.625 in	3.750 in	White/Blue Bkgd
109844	Miller	Horizontal	2.500 in	6.000 in	White/Blue Bkgd
115496	Miller	Horizontal	3.500 in	8.250 in	White/Blue Bkgd
119503	Miller	Horizontal	4.000 in	9.562 in	White/Blue Bkgd
234534	Miller	Horizontal	5.250 in	12.437 in	White/Blue Bkgd
194037	Miller	Horizontal	7.600 in	18.000 in	White/Blue Bkgd
109838	Miller	Vertical	1.562 in	1.312 in	White/Blue Bkgd
109839	Miller	Vertical	3.000 in	2.500 in	White/Blue Bkgd
109841	Miller	Vertical	6.000 in	5.125 in	White
184791	Hobart	Horizontal	2.500 in	11.250 in	Orange
282278	Hobart	Horizontal	4.000 in	9.811 in	Orange/Gray
282279	Hobart	Horizontal	5.375 in	13.183 in	Orange/Gray

Nothing completes the repair and repaint of a machine like the addition of the original equipment factory fresh decals. Above is a complete list of the wide variety of sizes available in both the horizontal and vertical formats. For the availability of complete machine decal kits, please contact Miller Service Parts at 1-866-931-9730.



Paint (Original Equipment Color Matched)

Part #	Description
098205	12 oz. Spray Can, (new) Miller Blue Enamel

From showroom touch-ups to complete machine repaints, depend on Miller O.E.M. color-matched paints to give you and your customers professional results. Available in air-dry aerosols.





Effective January 1, 2025 (Equipment with a serial number preface of NF or newer)

This limited warranty supersedes all previous Miller warranties and is exclusive with no other guarantees or warranties expressed or implied.

LIMITED WARRANTY - Subject to the terms and conditions below, Miller Electric Mfg. LLC, Appleton, Wisconsin, warrants to authorized distributors that new Miller equipment sold after the effective date of this limited warranty is free of defects in material and workmanship at the time it is shipped by Miller. **THIS WARRANTY IS EXPRESSLY IN LIEU OF ALL OTHER WARRANTIES, EXPRESS OR IMPLIED, INCLUDING THE WARRANTIES OF MERCHANTABILITY AND FITNESS.**

Within the warranty periods listed below, Miller will repair or replace any warranted parts or components that fail due to such defects in material or workmanship. Notifications submitted as online warranty claims must provide detailed descriptions of the fault and troubleshooting steps taken to diagnose failed parts. Warranty claims that lack the required information as defined in the Miller Service Operation Guide (SOG) may be denied by Miller.

Miller shall honor warranty claims on warranted equipment listed below in the event of a defect within the warranty coverage time periods listed below. Warranty time periods start on the delivery date of the equipment to the end-user purchaser.

1 5 Years Parts — 3 Years Labor

- Original Main Power Rectifiers Only to Include SCRs, Diodes, and Discrete Rectifier Modules in non-inverter products

2 4 Years Parts (No Labor)

- Auto-Darkening ClearLight 2.0 and 4x Helmet Lenses

3 3 Years — Parts and Labor Unless Specified

- Auto-Darkening Helmet Lenses (No Labor)
- Copilot Collaborative Welding Systems
- Engine Driven Welder/Generators (Including EnPak) (**NOTE: Engines are Warranted Separately by the Engine Manufacturer.**)
- Handheld Laser Power Sources
- Insight Welding Intelligence Products (Except External Sensors)
- Inverter Power Sources
- Plasma Arc Cutting Power Sources
- Process Controllers
- Semi-Automatic and Automatic Wire Feeders
- Transformer/Rectifier Power Sources

4 2 Years — Parts and Labor

- Auto-Darkening Weld Masks (No Labor)
- Fume Extractors - Filtair 215, Capture 5, Purifier, and Industrial Collector Series

5 1 Year — Parts and Labor Unless Specified

- ArcReach Heater
- AugmentedArc, LiveArc, and MobileArc Welding Systems
- Automatic Motion Devices
- Bernard BTB Air-Cooled MIG Guns (No Labor)
- CoolBelt, PAPR Blower, and PAPR Face Shield (No Labor)
- Desiccant Air Dryer System

- Field Options (**NOTE: Field options are covered for the remaining warranty period of the product they are installed in, or for a minimum of one year — whichever is greater.**)

- RFCS Foot Controls (Except RFCS-RJ45)
- Fume Extractors - Filtair 130, MWX and SWX Series, Standard, Telescopic, and ZoneFlow Extraction Arms and Motor Control Box
- Handheld Laser Torches (No Labor)
- HF Units
- Induction Heating Power Sources, Coolers (**NOTE: Digital Recorders are Warranted Separately by the Manufacturer.**)
- Insight Sensors
- Laser Welding Helmets (No Labor)
- Load Banks
- MDX Series MIG Guns (No Labor)
- Motor-Driven Guns
- Positioners and Controllers
- Racks (For Housing Multiple Power Sources)
- Running Gear/Trailers
- Spoolmate Spoolguns (No Labor)
- Subarc Wire Drive Assemblies
- Supplied Air Respirator (SAR) Boxes and Panels
- TIG Torches (No Labor)
- Tregaskiss Guns (No Labor)
- Water Cooling Systems
- Wireless Remote Foot/Hand Controls and Receivers
- Work Stations/Weld Tables/Weld Booths (No Labor)
- XT Plasma Cutting Torches (No Labor)

6 6 Months — Parts

- 12 Volt Automotive-Style Batteries

7 90 Days — Parts

- Accessories (Kits)
- ArcReach Heater Quick Wrap and Air Cooled Cables
- Canvas Covers
- Induction Heating Coils and Blankets, Cables, Rolling Inductor, and Non-Electronic Controls
- M-Guns
- MIG Guns, Subarc (SAW) Torches, and External Cladding Heads
- Remote Controls and RFCS-RJ45
- Replacement Parts (No labor)

Miller's True Blue[®] Limited Warranty shall not apply to:

1. **Consumable components; such as contact tips, cutting nozzles, contactors, brushes, relays, work station table tops and welding curtains, or parts that fail due to normal wear. (Exception: brushes and relays are covered on all engine-driven products.)**
2. Items furnished by Miller, but manufactured by others, such as engines or trade accessories. These items are covered by the manufacturer's warranty, if any.
3. Equipment that has been modified by any party other than Miller, or equipment that has been improperly installed, improperly operated or

misused based upon industry standards, or equipment which has not had reasonable and necessary maintenance, or equipment which has been used for operation outside of the specifications for the equipment.

4. Defects caused by accident, unauthorized repair, or improper testing.

MILLER PRODUCTS ARE INTENDED FOR COMMERCIAL AND INDUSTRIAL USERS TRAINED AND EXPERIENCED IN THE USE AND MAINTENANCE OF WELDING EQUIPMENT.

The exclusive remedies for warranty claims are, at Miller's option, either: (1) repair; or (2) replacement; or, if approved in writing by Miller, (3) the pre-approved cost of repair or replacement at an authorized Miller service station; or (4) payment of or credit for the purchase price (less reasonable depreciation based upon use). Products may not be returned without Miller's written approval. Return shipment shall be at customer's risk and expense.

The above remedies are F.O.B. Appleton, WI, or Miller's authorized service facility. Transportation and freight are the customer's responsibility. TO THE EXTENT PERMITTED BY LAW, THE REMEDIES HEREIN ARE THE SOLE AND EXCLUSIVE REMEDIES REGARDLESS OF THE LEGAL THEORY. IN NO EVENT SHALL MILLER BE LIABLE FOR DIRECT, INDIRECT, SPECIAL, INCIDENTAL OR CONSEQUENTIAL DAMAGES (INCLUDING LOSS OF PROFIT) REGARDLESS OF THE LEGAL THEORY. ANY WARRANTY NOT PROVIDED HEREIN AND ANY IMPLIED WARRANTY, GUARANTY, OR REPRESENTATION, INCLUDING ANY IMPLIED WARRANTY OF MERCHANTABILITY OR FITNESS FOR PARTICULAR PURPOSE, ARE EXCLUDED AND DISCLAIMED BY MILLER.

Some US states do not allow limiting the duration of an implied warranty or the exclusion of certain damages, so the above limitations may not apply to you. This warranty provides specific legal rights, and other rights may be available depending on your state. In Canada, some provinces provide additional warranties or remedies, and to the extent the law prohibits their waiver, the limitations set out above may not apply. This Limited Warranty provides specific legal rights, and other rights may be available, but may vary by province.

Warranty Questions?

Call 1-800-4-A-MILLER for your local Miller distributor.

Your distributor also gives you...

Service

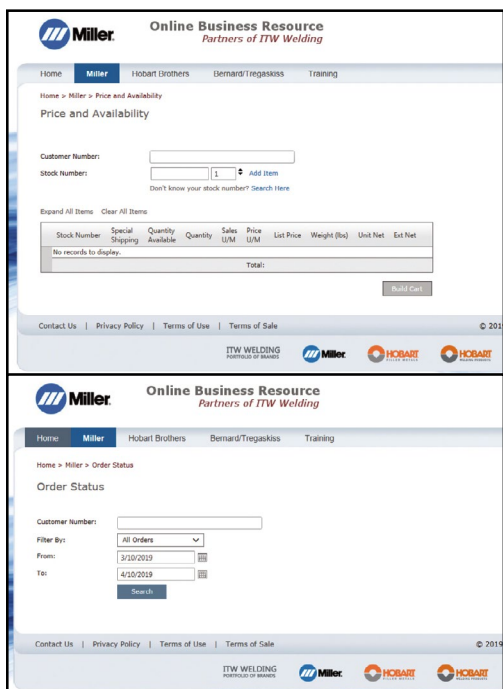
You always get the fast, reliable response you need. Most replacement parts can be in your hands in 24 hours.

Support

Need fast answers to the tough welding questions? The expertise of the distributor and Miller is there to help you, every step of the way.



Miller Signature Service



Enroll in our secure business-to-business website for industrial distributors, retail centers and rental businesses of ITW Welding Products. This password-protected site enables you to obtain up-to-the-minute account activity, product information and more. It's easy, convenient and available 24 hours a day, 7 days a week.

EXTRANET

<https://partners.itwwelds.com>

The Distributor Extranet, located at <https://partners.itwwelds.com>, is a secure, private website that offers personalized information to Miller distributors. It gives distributors the ability to check order status, track shipments, or check price and availability, whenever it is convenient — 24 hours a day, 7 days a week. It also provides access to product specification sheets, new product information, and gives you the ability to order sales tools online.

Because much of what you'll find at this site applies specifically to your company, a username and password are required to gain access. Controlled access to this information is very important for Miller and the distributor, which is why a formal "enrollment process" is required.

ON-LINE ENROLLMENT PROCESS

Distributor management visit <https://partners.itwwelds.com> and click on "Register now", and you will be able to establish a Web Access Coordinator (WAC) for your business. When approved, the WAC will have the ability to enable access for all other employees within the distributorship that you wish to have access.

ON-LINE SERVICE PARTS ORDERING

Once your business is enrolled on the Extranet, you'll have the added convenience of placing your Miller Service Parts orders online. Contact your Web Access Coordinator to enable this feature. Then you'll be able to link to it from the "Sales Navigation".

CONTACTING US — PHONE: 866-931-9730 FAX: 800-637-2315

Option 1 Orders	This option will get you to our experts in Customer Service for checking order status, prices, and availability.				
1	Place/expedite order or RGA		2	Have part number and need price and availability	
Option 2 Product Selection	This option will get you to our experts in Customer Service for checking order status, prices, and availability.				
1	Machines & Accessories	2	Parts Look-Up	3	Safety Product & Helmets
				4	Gas Equipment
				5	TIG Torches
Option 3 Warranty	If you are looking for service warranty information or technical guidance with your Miller machine this is the option that will get you help.				
Option 4 Promotions & Rebates	This option is for questions regarding current Miller promotions and rebates, including Build with Blue.				
Option 8 Contact by Name	This option allows you to look up a person by name.				

Distributed By:



©2026 Miller Electric Mfg. LLC

